

# Price List

## Architectural Hardware

## Service Parts

Canada | PL34 | August 2025



# What's New

## Architectural Hardware Service Parts

- Update page numbering
- **p. 20** Change LRA to LRB
- **p. 20** Change L110A to L110B

## Table of Contents

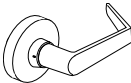
<b>Locks</b>	M1000 Grade 1 Mortise Series	4
	M9000 Grade 1 Mortise Series	11
	MD100 Grade 1 Mortise Dead Bolt Series	18
	D900 Grade 1 Mortise Dead Bolt Series (available while supplies last)	19
	T900 Tubular Series	20
	C100 Grade 1 Cylindrical Series	22
	DB100 Grade 1 Deadbolt	25
	D800 Grade 1 Dead Bolt Series (available while supplies last)	29
	C200 Grade 2 Cylindrical Series	33
	C500 Grade 2 Cylindrical Series	36
	DB600 Grade 2 Dead Bolt Series	38
	C300/J300 Grade 2 Cylindrical Series/Grade 2 Interconnected Series	39
<b>Exit Devices</b>	9000 Series	43
	8000 Series	47
<b>Surface Closers</b>	Closer Bodies	50
	Backplates and Drop Plates	51
	Conversion Plates	51
	Brackets and Spacers	52
	Fastener Packs	53
	Covers and Accessories	54
	Arms	55
	Carry Bars and Extension Kits	58
	Touch-Up Paint	59
<b>Fire/Life Safety</b>	EMR/EMF Series	60
	1800 Series	61
	EM Series	62
<b>Concealed Closers/Pivot Sets</b>	BTS Series	63
	ITS Series	68
	RTS Series	69
	LM Series	71
<b>Stops/Holders</b>	900/700 Series	75

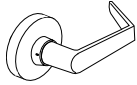
## M1000 Series

M1000 Series

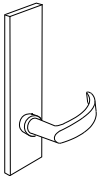
LR, LC, LF, LG, LT, LV, L118 (Specify Rose A, B, or D)	
605, 606, 612, 619, 625, 626	613, 622, 630

Part #	Description	List \$	
Lever and Rose (specify design/finish and handing)			
M179003	Lever and rose, outside dummy	215.00	243.00
M179001	Lever and rose, outside	215.00	243.00
M179002	Lever and rose, inside	215.00	243.00
M179004	Lever and rose, inside dummy	215.00	243.00

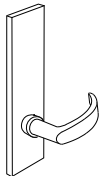




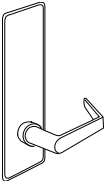
Example: M179001 LRA 626 RH



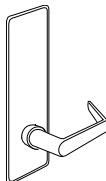
		LRH, LCH, LFH, LGH, LTH, LVH, L118H	
		605, 606, 612, 619, 625, 626	613, 622, 630
Part #	Description	List \$	
Outside Lever and Escutcheon (specify design/finish and handing)			
M179011	Lever and escutcheon, outside dummy, blank	302.00	323.00
M179101	Lever and escutcheon, outside blank	302.00	323.00
M179211	Lever and escutcheon, outside cylinder	302.00	323.00
M179221	Lever and escutcheon, outside emergency	302.00	323.00
M179231	Lever and escutcheon, outside cointurn	302.00	323.00
Inside Lever and Escutcheon (specify design/finish and handing)			
M179012	Lever and escutcheon, inside dummy, blank	302.00	323.00
M179102	Lever and escutcheon, inside blank	302.00	323.00
M179202	Lever and escutcheon, inside cylinder	302.00	323.00
M179292	Lever and escutcheon, inside thumbturn	302.00	323.00



Example: M179101 LCH 626 RH

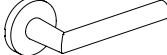


		LRM, LCM, LFM, LGM, LTM, LVM, L118M	
		605, 606, 612, 619, 625, 626	613, 622, 630
Part #	Description	List \$	
Outside Lever and Escutcheon (specify design/finish and handing)			
M179011	Lever and escutcheon, outside dummy, blank	284.00	307.00
M179101	Lever and escutcheon, outside blank	284.00	307.00
M179211	Lever and escutcheon, outside cylinder	284.00	307.00
M179221	Lever and escutcheon, outside emergency	284.00	307.00
M179231	Lever and escutcheon, outside cointurn	284.00	307.00
Inside Lever and Escutcheon (specify design/finish and handing)			
M179012	Lever and escutcheon, inside dummy, blank	284.00	307.00
M179102	Lever and escutcheon, inside blank	284.00	307.00
M179202	Lever and escutcheon, inside cylinder	284.00	307.00
M179292	Lever and escutcheon, inside thumbturn	284.00	307.00




Example: M179101 LRM 626 RH

**NOTE:** All lever lock trim includes a spindle and spindle spring.

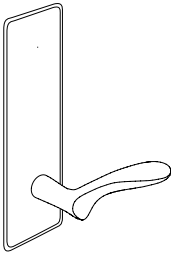
		LA, LD, LN, L109, L110, L112, L114, L117, (Specify Rose A, B, or D)	
Premium Lever Trim		605, 606, 612, 619, 625, 626	613, 622, 630
	Part #	Description	List \$
	Lever and Rose (specify design/finish and handing)		
	M179003	Lever and rose, outside dummy	243.00 268.00
	M179001	Lever and rose, outside	243.00 268.00
	M179002	Lever and rose, inside	243.00 268.00
	M179004	Lever and rose, inside dummy	243.00 268.00

Example: M179001 L110B 626 RH

			LAH, LDH, LNH, L109H, L110H, L112H, L114H, L117H	
			605, 606, 612, 619, 625, 626	613, 622, 630
	Part #	Description	List \$	
	Outside Lever and Escutcheon (specify design/finish and handing)			
	M179011	Lever and escutcheon, outside dummy, blank	341.00	367.00
	M179101	Lever and escutcheon, outside blank	341.00	367.00
	M179211	Lever and escutcheon, outside cylinder	341.00	367.00
	M179221	Lever and escutcheon, outside emergency	341.00	367.00
	M179231	Lever and eschutcheon, outside cointurn	341.00	367.00
	Inside Lever and Escutcheon (specify design/finish and handing)			
M179012	Lever and escutcheon, inside dummy, blank	341.00	367.00	
M179102	Lever and escutcheon, inside blank	341.00	367.00	
M179202	Lever and escutcheon, inside cylinder	341.00	367.00	
M179292	Lever and escutcheon, inside thumbturn	341.00	367.00	

Example: M179101 L113H 626 RH

		LAM, LDM, LNM, L109M, L110M, L112M, L114M, L117M, KBM	
		605, 606, 612, 619, 625, 626	613, 622, 630
Part #	Description	List \$	
Outside Lever and Escutcheon (specify design/finish and handing)			
M179011	Lever and escutcheon, outside dummy, blank	323.00	351.00
M179101	Lever and escutcheon, outside blank	323.00	351.00
M179211	Lever and escutcheon, outside cylinder	323.00	351.00
M179221	Lever and escutcheon, outside emergency	323.00	351.00
M179231	Lever and escutcheon, outside cointurn	323.00	351.00
Inside Lever and Escutcheon (specify design/finish and handing)			
M179012	Lever and escutcheon, inside dummy, blank	323.00	351.00
M179102	Lever and escutcheon, inside blank	323.00	351.00
M179202	Lever and escutcheon, inside cylinder	323.00	351.00
M179292	Lever and escutcheon, inside thumbturn	323.00	351.00



Example: M179101 L114M 626 RH





## Tactile Markings

Part #	Description	List Add \$
M1660002	Knurled or grooved lever (LR, LT, and LG designs only)	84.00
M1660003	Abrasive coated lever (all designs)	67.00

**NOTE:** Tactile marking is applied to outside lever only, unless otherwise specified. Prices shown per single lever or knob.

## Button, Cointurns and Thumbturns (specify finish)

605, 606,  
612, 613, 619, 622,  
625, 626, 630




	Part #	Description	List \$
	M179013	Thumbturn and rose, all except M1963	102.00
	M179014	Thumbturn and rose, M1963	102.00
	M179016	Cap, privacy access, M1040/M1940 — sectional trim	18.00
	M179017	Cap, privacy access, M1040/M1940 — escutcheon	18.00
	M179113	Cointurn and rose, M1040/M1042/M1940/M1942	102.00

**Example:** M179013 626

## Emergency Turn

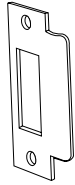
Part #	Description	List Add \$
M176009816	Emergency Turn, M1040/M1940	35.00

## Occupancy Indicators

		List \$
	M179019	124.00
	M179020	124.00
	M179022	124.00

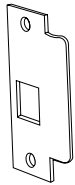
- Occupancy indicators are for dead bolt functions or as noted by function description.
- Consult factory for doors thicker than 1-3/4". Specify finish. Example: M179019 626
- Indicators will work on the following functions but may have unexpected operation on lock sets that remain locked when the dead bolt is retracted: M1046, M1056, M1940, M1942, M1953, M1956, M1957, M1959, M1960, M1961, M1962, M1966, M1967, M1968, M1973, M1974, M1980, M1985, M1986, M1996.

## Strikes

605, 606, 612,  
613, 622, 630

Part #	Description	List \$
<b>M15006 — ANSI Strike for Mortise Lock (*see below for usage; specify finish)</b>		
M15006-114	1-1/4" x 4-7/8", 1-1/4" lip length, square corner, curved lip	24.00
M15006-078	1-1/4" x 4-7/8", 7/8" lip length, square corner, straight lip	50.00
M15006-112	1-1/4" x 4-7/8", 1-1/2" lip length, square corner, curved lip	50.00
M15006-134	1-1/4" x 4-7/8", 1-3/4" lip length, square corner, curved lip	50.00
M15006-200	1-1/4" x 4-7/8", 2" lip length, square corner, curved lip	50.00

\* Default **non-handed** strike shown in bold for all M1000 functions.



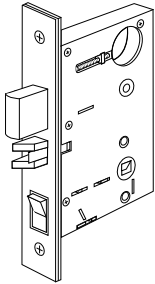
Part #	Description	List \$
<b>M15007 — ANSI Strike for Mortise Lock (*see below for usage; specify finish and handing)</b>		
M15007-114	1-1/4" x 4-7/8", 1-1/4" lip length, square corner, curved lip	24.00

\* Optional **handed** strike available for M1000 functions without deadbolts. Only available in 1-1/4" lip length.

## Strike Box for 5006 and 5007 Strikes

Part #	Description	List \$
M176006253	Box, Strike	9.60

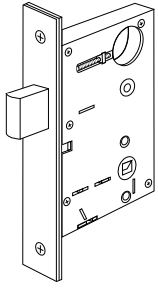
## Lock Cases



Part #	Description	List \$
<b>M1000 Series Lock Cases for Levers and Knobs Specify Lever (L) or Knob (K) and handing. (armor not included) See Ordering Examples below.</b>		
M119040	Chassis, M1010	273.00
M119041	Chassis, M1041, M1043	343.00
M119042	Chassis, M1047	399.00
M119043	Chassis, M1025, M1080	399.00
M119044	Chassis, M1050	399.00
M119045	Chassis, M1053, M1070, M1071	399.00
M119046	Chassis, M1056	440.00
M119047	Chassis, M1060	440.00
M119049	Chassis, M1082	440.00
M119050	Chassis, M1940, M1942, M1956, M1968, M1996	440.00
M119051	Chassis, M1953	440.00
M119052	Chassis, M1957, M1959	440.00
M119053	Chassis, M1958	440.00
M119054	Chassis, M1966, M1973	440.00
M119055	Chassis, M1967	518.00
M119057	Chassis, M1980, M1985, M1986	518.00
M119058	Chassis, M1080EL 24 V	1,192.00
M119059	Chassis, M1080EU 24 V	1,192.00
M119060	Chassis, M1082EL 24 V	1,192.00
M119061	Chassis, M1082EU 24 V	1,192.00
M119062	Chassis, M1080EL RX 24 V	1,431.00
M119063	Chassis, M1080EU RX 24 V	1,431.00
M119064	Chassis, M1080EL RX LM 24 V	1,668.00
M119065	Chassis, M1080EU RX LM 24 V	1,668.00
M119078	Chassis, M1080EL LM	1,431.00
M119079	Chassis, M1080EU LM	1,431.00
M119080	Chassis, M1082EL LM	1,431.00
M119081	Chassis, M1082EU LM	1,431.00

**Ordering Examples:** M119051 L RH Chassis, M1953, for Levers, RH / M119051 K LH Chassis, M1953, for Knobs, LH





Part #	Description	List \$
<b>M1000 Series Lock Cases for Dead Locks, Cases are non-handed. (armor not included)</b>		
M119070	Chassis, M1960, M1961, M1962	360.00
M119071	Chassis, M1963	360.00

### Lock Spindles

Part #	Description	List \$
M176008426	Mortise lever lock spindle and spring (includes 2 spindles and 2 springs)	18.00

### Mounting Kit for Trim One Side Only

Part #	Description	List \$
M176007272	Less outside trim attachment kit	31.00

### Armor Fronts

605, 606, 612,  
613, 622, 630



Part #	Description	List \$
<b>Armor Fronts (specify finish) (screws included)</b>		
M119020	Armor latch 1010, 1041, 1043, 1047	42.00
M119021	Armor latch, aux 1025, 1053, 1056, 1060, 1070, 1071, 1080, 1082, 1080EL, 1080EU, 1080ELRX, 1080EURX, 1082EL, 1082EU	42.00
M119023	Armor latch, aux, stopworks 1050	42.00
M119024	Armor latch, DB 1940, 1942, 1956, 1966, 1968, 1973, 1996	42.00
M119025	Armor latch, DB, aux 1967, 1980, 1985, 1986	42.00
M119026	Armor latch, DB, stopworks 1957, 1958, 9959	42.00
M119027	Armor latch, DB, aux, stopworks 1953	42.00
M119028	Armor DB 1960, 1961, 1962, 1963	42.00
M119029	Armor blank 1003, 1004	42.00

**Armor Screw Packs****606, 612, 613, 622, 630**

Part #	Description	List \$
M119032	Screw pack, armor mount (specify finish)	5.60

**Example:** M119032 630**Trim Screw Packs****606, 612, 613, 622, 630**

Part #	Description	List \$
<b>For all A, B, H, and M Trims</b>		
M119033	Screw pack, M1000 rose (specify finish)	13.00
M119034	Screw pack, M1000 Escutcheon (specify finish)	13.00
M119036	Screw pack, M1001/M1003 (specify finish)	13.00

**Security Screws (specify finish)**

Part #	Description	List \$
M1660006	Security screws for all exposed fasteners (sectional trim and dead bolts only)	32.00
M1660010	Security screws for all exposed fasteners (H escutcheon only)	35.00
M1660011	Security screws for all exposed fasteners (M escutcheon only)	35.00


**NOTE:** Available in 630 finish only for use with 619, 625, 626, and 630 finishes.

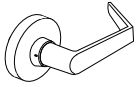
## M9000 Series

LR, LC, LF, LG, LT, LV, L118  
(Specify Rose A, B, or D)

605 PVD, 606 PVD, 612 PVD, 619 PVD, 625, 626	613 PVD, 622 PVD, 630
--	--------------------------

## Standard Lever Trim


	Part #	Description	List \$	
	Lever and Rose (specify design/finish and handing)			
	79003	Lever and rose, outside dummy	207.00	234.00
	79001	Lever and rose, outside	207.00	234.00
	79002	Lever and rose, inside	207.00	234.00
	79004	Lever and rose, inside dummy	207.00	234.00



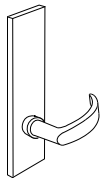
Example: 79001 LRA 626 RH

LRH, LCH, LFH, LGH, LTH, LVH, L118H

605 PVD, 606 PVD, 612 PVD, 619 PVD, 625, 626	613 PVD, 622 PVD, 630
--	--------------------------



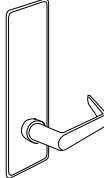
Part #	Description	List \$	
Outside Lever and Escutcheon (specify design/finish and handing)			
79011	Lever and escutcheon, outside dummy, blank	290.00	311.00
79101	Lever and escutcheon, outside blank	290.00	311.00
79211	Lever and escutcheon, outside cylinder	290.00	311.00
79221	Lever and escutcheon, outside emergency	290.00	311.00
79231	Lever and escutcheon, outside cointurn	290.00	311.00
Inside Lever and Escutcheon (specify design/finish and handing)			
79012	Lever and escutcheon, inside dummy, blank	290.00	311.00
79102	Lever and escutcheon, inside blank	290.00	311.00
79202	Lever and escutcheon, inside cylinder	290.00	311.00
79292	Lever and escutcheon, inside thumbturn	290.00	311.00



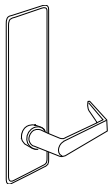
Example: 79101 LCH 626 RH

LRM, LCM, LFM, LGM, LTM, LVM, L118M

605 PVD, 606 PVD, 612 PVD, 619 PVD, 625, 626	613 PVD, 622 PVD, 630
--	--------------------------

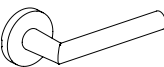


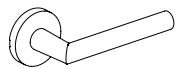
Part #	Description	List \$	
Outside Lever and Escutcheon (specify design/finish and handing)			
79011	Lever and escutcheon, outside dummy, blank	273.00	295.00
79101	Lever and escutcheon, outside blank	273.00	295.00
79211	Lever and escutcheon, outside cylinder	273.00	295.00
79221	Lever and escutcheon, outside emergency	273.00	295.00
79231	Lever and escutcheon, outside cointurn	273.00	295.00
Inside Lever and Escutcheon (specify design/finish and handing)			
79012	Lever and escutcheon, inside dummy, blank	273.00	295.00
79102	Lever and escutcheon, inside blank	273.00	295.00
79202	Lever and escutcheon, inside cylinder	273.00	295.00
79292	Lever and escutcheon, inside thumbturn	273.00	295.00




Example: 79101 LRM 626 RH

**NOTE:** All lever lock trim includes a spindle and spindle spring.

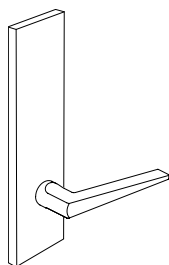
		LA, LD, LN, L109, L110, L112, L114, L117, KB (Specify Rose A, B, or D)		
		605 PVD, 606 PVD, 612 PVD, 619 PVD, 625, 626	613 PVD, 622 PVD, 630	
Premium Lever Trim				
	Part #	Description	List \$	
	Lever and Rose (specify design/finish and handing)			
	79003	Lever and rose, outside dummy	234.00	258.00
	79001	Lever and rose, outside	234.00	258.00
	79002	Lever and rose, inside	234.00	258.00
	79004	Lever and rose, inside dummy	234.00	258.00



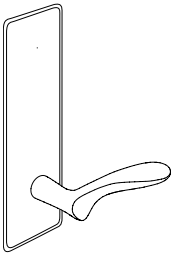
Example: 79001 L110B 626 RH



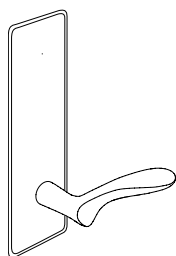
		LAH, LDH, LNH, L109H, L110H, L112H, L114H, L117H, KBH	
		605 PVD, 606 PVD, 612 PVD, 619 PVD, 625, 626	613 PVD, 622 PVD, 630
Part #	Description	List \$	
Outside Lever and Escutcheon (specify design/finish and handing)			
79011	Lever and escutcheon, outside dummy, blank	328.00	353.00
79101	Lever and escutcheon, outside blank	328.00	353.00
79211	Lever and escutcheon, outside cylinder	328.00	353.00
79221	Lever and escutcheon, outside emergency	328.00	353.00
79231	Lever and eschutcheon, outside cointurn	328.00	353.00
Inside Lever and Escutcheon (specify design/finish and handing)			
79012	Lever and escutcheon, inside dummy, blank	328.00	353.00
79102	Lever and escutcheon, inside blank	328.00	353.00
79202	Lever and escutcheon, inside cylinder	328.00	353.00
79292	Lever and escutcheon, inside thumbturn	328.00	353.00



Example: 79101 L113H 626 RH



		LAM, LDM, LNM, L109M, L110M, L112M, L114M, L117M, KBM	
		605 PVD, 606 PVD, 612 PVD, 619 PVD, 625, 626	613 PVD, 622 PVD, 630
Part #	Description	List \$	
Outside Lever and Escutcheon (specify design/finish and handing)			
79011	Lever and escutcheon, outside dummy, blank	311.00	338.00
79101	Lever and escutcheon, outside blank	311.00	338.00
79211	Lever and escutcheon, outside cylinder	311.00	338.00
79221	Lever and escutcheon, outside emergency	311.00	338.00
79231	Lever and escutcheon, outside cointurn	311.00	338.00
Inside Lever and Escutcheon (specify design/finish and handing)			
79012	Lever and escutcheon, inside dummy, blank	311.00	338.00
79102	Lever and escutcheon, inside blank	311.00	338.00
79202	Lever and escutcheon, inside cylinder	311.00	338.00
79292	Lever and escutcheon, inside thumbturn	311.00	338.00



Example: 79101 L114M 626 RH

**NOTE:** All lever lock trim includes a spindle and spindle spring.



## Tactile Markings

Part #	Description	List Add \$
660002	Knurled or grooved lever (LR, LT, and LG designs only)	80.00
660003	Abrasive coated lever or knob (all designs)	64.00

**NOTE:** Tactile marking is applied to outside knob or lever only, unless otherwise specified. Prices shown per single lever or knob.

## Button, Cointurns and Thumbturns (specify finish)

605 PVD, 606 PVD,  
612 PVD, 613 PVD, 619 PVD,  
622 PVD, 625, 626, 630

	Part #	Description	List \$
	79013	Thumbturn and rose, all except 9963	98.00
	79014	Thumbturn and rose, 9963	98.00
	79016	Cap, privacy access, M9040/M9940 — sectional trim	17.00
	79017	Cap, privacy access, M9040/M9940 — escutcheon	17.00
	79113	Cointurn and rose, M9040/9042/9940/9942	98.00





Example: 79013 626

## Emergency Turn

Part #	Description	List Add \$
76009816	Emergency Turn, M9040/9940	33.00

## Occupancy Indicators

605, 606, 612, 613, 619,  
622, 625, 626, 630

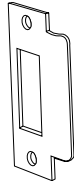
	Part #	Description	List \$
	79019	Occupancy indicator for rose trim used w/cylinder, reading OCCUPIED/VACANT or SECURED/UNSECURED. Both readings supplied. Specify finish.	119.00
		Optional RG — Solid red/green indicator insert, Specify "79019 630 RG"	9.20
	79020	Occupancy indicator for rose trim used without cylinder, emergency access, reading OCCUPIED/VACANT. Specify finish.	119.00
	79021	Occupancy indicator w/cointurn for rose trim used without cylinder, reading SECURED/UNSECURED. No emergency access. Used on inside of door with 79019 on outside.	119.00
	79022	Occupancy indicator w/cointurn for rose trim used without cylinder, reading OCCUPIED/VACANT. Specify finish.	119.00

## NOTES:

- Occupancy indicators are for dead bolt functions or as noted by function description.
- Consult factory for doors thicker than 1-3/4". Specify finish. Example: 79019 626
- Indicators will work on the following functions but may have unexpected operation on lock sets that remain locked when the dead bolt is retracted: M9046, 9056, 9940, 9942, 9953, 9956, 9957, 9959, 9960, 9961, 9962, 9966, 9967, 9968, 9973, 9974, 9980, 9985, 9986, 9996

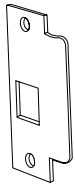
## Strikes

605 PVD, 606 PVD, 612 PVD,  
613 PVD, 622 PVD, 630



Part #	Description	List \$
<b>5006 — ANSI Strike for Mortise Lock (*see below for usage; specify finish)</b>		
5006-114	1-1/4" x 4-7/8", 1-1/4" lip length, square corner, curved lip	23.00
5006-078	1-1/4" x 4-7/8", 7/8" lip length, square corner, straight lip	48.00
5006-112	1-1/4" x 4-7/8", 1-1/2" lip length, square corner, curved lip	48.00
5006-134	1-1/4" x 4-7/8", 1-3/4" lip length, square corner, curved lip	48.00
5006-200	1-1/4" x 4-7/8", 2" lip length, square corner, curved lip	48.00

\* Default **non-handed** strike shown in bold for all M9000 functions.



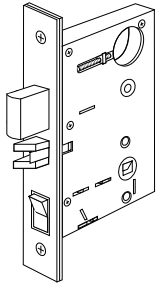
Part #	Description	List \$
<b>5007 — ANSI Strike for Mortise Lock (*see below for usage; specify finish and handing)</b>		
5007-114	1-1/4" x 4-7/8", 1-1/4" lip length, square corner, curved lip	23.00

\* Optional **handed** strike available for M9000 functions without deadbolts. Only available in 1-1/4" lip length.

## Strike Box for 5006 and 5007 Strikes

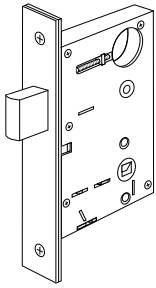
Part #	Description	List \$
76006253	Box, Strike	9.20

## Lock Cases



Part #	Description	List \$
<b>M9000 Series Lock Cases for Levers and Knobs Specify Lever (L) or Knob (K) and handing. (armor not included) See Ordering Examples below.</b>		
19040	Chassis, M9010	273.00
19041	Chassis, M9040, 9042	343.00
19042	Chassis, M9046	399.00
19043	Chassis, M9025, 9080	399.00
19044	Chassis, M9050	399.00
19045	Chassis, M9053, 9070, 9071	399.00
19085	Chassis, M9072	475.00
19046	Chassis, M9056	440.00
19047	Chassis, M9060	440.00
19048	Chassis, M9076/M9077	440.00
19049	Chassis, M9082	440.00
19050	Chassis, M9940, 9942, 9956, 9968, 9996	440.00
19051	Chassis, M9953	440.00
19052	Chassis, M9957, 9959	440.00
19053	Chassis, M9958	440.00
19054	Chassis, M9966, 9973	440.00
19055	Chassis, M9967	518.00
19056	Chassis, M9954, 9974	518.00
19057	Chassis, M9980, 9985, 9986	518.00
19058	Chassis, M9080EL 24 V	1,192.00
19059	Chassis, M9080EU 24 V	1,192.00
19060	Chassis, M9082EL 24 V	1,192.00
19061	Chassis, M9082EU 24 V	1,192.00
19062	Chassis, M9080EL RX 24 V	1,431.00
19063	Chassis, M9080EU RX 24 V	1,431.00
19064	Chassis, M9080EL RX LM 24 V	1,668.00
19065	Chassis, M9080EU RX LM 24 V	1,668.00
19066	Chassis, M9010RX	512.00
19067	Chassis, M9025RX, 9080RX	638.00
19068	Chassis, M9050RX	638.00
19069	Chassis, M9010LM	638.00
19072	Chassis, M9025LM, 9080LM	638.00
19073	Chassis, M9050LM	638.00
19074	Chassis, M9053LM, 9070LM	638.00
19076	Chassis, M9080LM	638.00
19077	Chassis, M9082LM	638.00
19078	Chassis, M9080EL LM	1,431.00
19079	Chassis, M9080EU LM	1,431.00
19080	Chassis, M9082EL LM	1,431.00
19081	Chassis, M9082EU LM	1,431.00
19082	Chassis, M9010RX LM	749.00
19083	Chassis, M9025RX LM, 9080RX LM	875.00
19084	Chassis, M9050RX LM	875.00

**Ordering Examples:** 19051 L RH Chassis, M9953, for Levers, RH / 19051 K LH Chassis, M9953, for Knobs, LH



Part #	Description	List \$
<b>M9000 Series Lock Cases for Dead Locks, Cases are non-handed. (armor not included)</b>		
19070	Chassis, M9960, 9961, 9962	346.00
19071	Chassis, M9963	346.00

**Lock Spindles**

Part #	Description	List \$
76008426	Mortise lever lock spindle and spring (includes 2 spindles and 2 springs)	17.00

**Mounting Kit for Trim One Side Only**

Part #	Description	List \$
76007272	Less outside trim attachment kit	29.00

**Lead Lined Lock Case**

Part #	Description	List \$
660001	Lead lining plate for M9000 Series mortise locks	309.00

**Armor Fronts**

**605 PVD, 606 PVD, 612 PVD,  
613 PVD, 622 PVD, 630**



Part #	Description	List \$
<b>Armor Fronts (specify finish) (screws included)</b>		
19020	Armor latch 9010, 9040, 9042, 9046	40.00
19021	Armor latch, aux 9025, 9053, 9056, 9060, 9070, 9071, 9076, 9077, 9080, 9082, 9080EL, 9080EU, 9080ELRX, 9080EURX, 9082EL, 9082EU	40.00
19023	Armor latch, aux, stopworks 9050	40.00
19024	Armor latch, DB 9940, 9942, 9956, 9966, 9968, 9973, 9996	40.00
19025	Armor latch, DB, aux 9967, 9974, 9980, 9985, 9986	40.00
19026	Armor latch, DB, stopworks 9957, 9958, 9959	40.00
19027	Armor latch, DB, aux, stopworks 9953	40.00
19028	Armor DB 9960, 9961, 9962, 9963	40.00
19029	Armor blank 9003, 9004	40.00

**Example:** 19020 630



**Armor Screw Packs****606, 612, 613, 622, 630**

<b>Part #</b>	<b>Description</b>	<b>List \$</b>
19032	Screw pack, armor mount (specify finish)	5.30

**Example:** 19032 630**Trim Screw Packs****606, 612, 613, 622, 630**

<b>Part #</b>	<b>Description</b>	<b>List \$</b>
<b>For all A, B, H, and M Trims</b>		
19033	Screw pack, M9000 rose (specify finish)	12.00
19034	Screw pack, M9000 Escutcheon (specify finish)	12.00
19036	Screw pack, M9001/M9003 (specify finish)	12.00

**Security Screws**


<b>Part #</b>	<b>Description</b>	<b>List \$</b>
660006	Security screws for all exposed fasteners (sectional trim and dead bolts only)	30.00
660010	Security screws for all exposed fasteners (H escutcheon only)	33.00
660011	Security screws for all exposed fasteners (M escutcheon only)	33.00

**NOTE:** Available in 630 finish only for use with 619, 625, 626, and 630 finishes.

## MD100 Series




### Thumbturns (specify finish)

605, 606, 612, 613, 619,  
622, 625, 626, 630

	Part #	Description	List \$
	MD179013	Thumbturn and rose for MD160, MD171, and MD181	87.00

### Occupancy Indicators

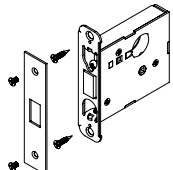
605, 606, 612, 613,  
619, 622, 625,  
626, 630

  	Part #	Description	List \$
	MD1790234	Occupancy indicator for rose trim used w/cylinder, reading OCCUPIED/VACANT or SECURED/UNSECURED. Both readings supplied. Specify finish	109.00
	MD179020	Occupancy indicator for rose trim used without cylinder, emergency access, reading OCCUPIED/VACANT. Specify finish.	109.00
	MD179022	Occupancy indicator w/cointurn for rose trim used without cylinder, reading OCCUPIED/VACANT. Specify finish.	109.00

#### NOTES:


- Occupancy indicators are for dead bolt functions or as noted by function description.
- Consult factory for doors thicker than 1-3/4". Specify finish. Example: 79019 626

### Chassis Kit

	Part #	Description	List \$
	MD119090	MD100 Chassis Kit — Includes armor plate, chassis mounting, strike, and armor plate screws	198.00

**NOTE:** Specify finish — MD119090 630

### Strikes

	Part #	Description	List \$
	MD15301	1-1/8" × 3-1/2" square corner strike	23.00

**NOTE:** Specify finish — MD15301 630

### Screwpack


Part #	Description	List \$
MD119035	SCRPK, MD100 all functions — Includes chassis mounting, strike, and armor plate screws	9.60

**NOTE:** Specify finish — MD119035 630

## D900 Series




### Thumbturns (specify finish)

605 PVD, 606 PVD, 612 PVD,  
613 PVD, 619 PVD, 622 PVD,  
625, 626, 630

	Part #	Description	List \$
	79013	Thumbturn and rose for D960, D971, and D981	83.00

### Occupancy Indicators

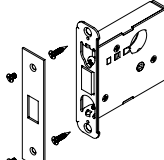
605, 606, 612, 613,  
619, 622, 625,  
626, 630

	Part #	Description	List \$
	790234	Occupancy indicator for rose trim used w/cylinder, reading OCCUPIED/VACANT or SECURED/UNSECURED. Both readings supplied. Specify finish. Optional RG — Solid red/green indicator insert, Specify "79019 630 RG"	109.00 8.00
	79020	Occupancy indicator for rose trim used without cylinder, emergency access, reading OCCUPIED/VACANT. Specify finish.	109.00
	79021	Occupancy indicator w/cointurn for rose trim used without cylinder, reading SECURED/UNSECURED. No emergency access. Used on inside of door with 79019 on outside.	109.00
	79022	Occupancy indicator w/cointurn for rose trim used without cylinder, reading OCCUPIED/VACANT. Specify finish.	109.00

#### NOTES:


- Occupancy indicators are for dead bolt functions or as noted by function description.
- Consult factory for doors thicker than 1-3/4". Specify finish. Example: 79019 626

### Chassis Kit

	Part #	Description	List \$
	19090	D900 Chassis Kit — Includes armor plate, chassis mounting, strike, and armor plate screws	190.00

**NOTE:** Specify finish — 19090 630

### Strikes

	Part #	Description	List \$
	5301	1-1/8" x 3-1/2" square corner strike	22.00

**NOTE:** Specify finish — 5301 630

### Screwpack

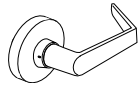
Part #	Description	List \$
19035	SCRPK, D900 all functions — Includes chassis mounting, strike, and armor plate screws	9.20

**NOTE:** Specify finish — 19035 630

## T900 Series

## Standard Lever Trim

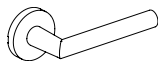
LR, LC, LF, LG, LT, LV, L118

605 PVD, 606 PVD,  
612 PVD, 619 PVD,  
625, 626613 PVD,  
622 PVD, 630

Part #	Description	List \$	
Lever and Rose (specify design/finish and handing)			
79005	Lever and rose, outside, for use with fire-rated latch, T910	187.00	225.00
79006	Lever and rose, inside, for use with fire-rated latch, T910	187.00	225.00
79007	Lever and rose, outside, for use with non-fire-rated latch, T910	187.00	225.00
79008	Lever and rose, inside, for use with non-fire-rated latch, T910	187.00	225.00
79009	Lever and rose, outside, for use with non-fire-rated latch, T940 (privacy)	187.00	225.00
79010	Lever and rose, inside, for use with non- fire-rated latch, T940 (privacy)	187.00	225.00

Example: 79005 LRB 626 RH

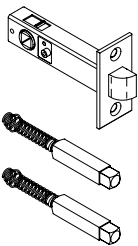
## Premium Lever Trim

LA, LD, LN, L109, L110, L112, L114,  
L117, KB605 PVD, 606 PVD,  
612 PVD, 619 PVD,  
625, 626613 PVD,  
622 PVD, 630

Part #	Description	List \$	
Lever and Rose (specify design/finish and handing)			
79005	Lever and rose, outside, for use with fire-rated latch, T910	243.00	276.00
79006	Lever and rose, inside, for use with fire-rated latch, T910	243.00	276.00
79007	Lever and rose, outside, for use with nonfire-rated latch, T910	243.00	276.00
79008	Lever and rose, inside, for use with nonfire-rated latch, T910	243.00	276.00
79009	Lever and rose, outside, for use with nonfire-rated latch, T940 (privacy)	243.00	276.00
79010	Lever and rose, inside, for use with nonfire-rated latch, T940 (privacy)	243.00	276.00

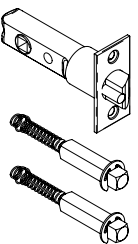
Example: 79005 L110B 626 RH

## Non-Fire Latch Bolt Kits

605, 606, 612,  
613, 622, 630

Part #	Backset	Description	List \$
90202K	2-3/4"	1-1/8" faceplate, passage, square corner, non-fire	39.00
90232K	2-3/4"	1-1/8" faceplate, privacy, square corner, non-fire	39.00
90200K	2-3/4"	1" faceplate, passage, square corner, non-fire	39.00
90230K	2-3/4"	1" faceplate, privacy, square corner, non-fire	39.00
90100K	2-3/8"	1" faceplate, passage, square corner, non-fire	39.00
90130K	2-3/8"	1" faceplate, privacy, square corner, non-fire	39.00
90101K	2-3/8"	1" faceplate, passage, 1/4" radius corner, non-fire	39.00
90131K	2-3/8"	1" faceplate, privacy, 1/4" radius corner, non-fire	39.00

Example: 90203K 606

605, 606, 612,  
613, 622, 630

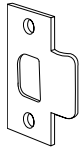
Part #	Backset	Description	List \$
91202K	2-3/4"	1-1/8" faceplate, passage, square corner, 90 min fire-rated	53.00
91200K	2-3/4"	1" faceplate, passage, square corner, 90 min fire-rated	53.00
91100K	2-3/8"	1" faceplate, passage, square corner, 90 min fire-rated	53.00
91101K	2-3/8"	1" faceplate, passage, 1/4" radius corner, 90 min fire-rated	53.00

Example: 91200K 613

## NOTES:

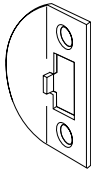
- Kit includes latch, two spindles and two spindle springs. Privacy pins sold separately.
- T900 cannot be changed from fire-rated to non-fire-rated by changing the latch – trim components are different.

## Strikes

605, 606, 612  
613, 622, 630

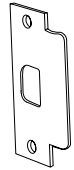
Part #	Description	List \$
<b>5101 — T Strike with Dust Box (specify finish)</b>		
5101-118	1-1/8" × 2-3/4", 1-1/8" lip length, square corner	16.00
5101-112	1-1/8" × 2-3/4", 1-1/2" lip length, square corner	44.00

Example: 5101-118 630

605, 606, 612  
613, 622, 630

Part #	Description	List \$
<b>5201, 5202 — Full Lip Strike (specify finish)</b>		
5201-118	1-5/8" × 2-1/4", 1-1/8" lip length, square corner	16.00
5202-118	1-5/8" × 2-1/4", 1-1/8" lip length, 1/4" radius corner	16.00

Example: 5201-118 630

605, 606, 612  
613, 622, 630

Part #	Description	List \$
<b>5001 — ANSI Strike with Cylindrical Lock Cutout (specify finish)</b>		
5001-1316	1-1/4" × 4-7/8", 1-3/16" lip length, square corner	24.00
5001-112	1-1/4" × 4-7/8", 1-1/2" lip length, square corner	53.00
5001-078	1-1/4" × 4-7/8", 7/8" lip length	53.00

Example: 5001-1316-630

## Lock Spindles

Part #	Description	List \$
80200K	Tubular lever lock spindle and spring (includes 2 spindles and 2 springs) non fire rated	20.00
80210K	Tubular lever lock spindle and spring (includes 2 spindles and 2 springs) Fire-rated	20.00

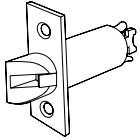
## T940 Locking Pins



Part #	Description	List \$
76019946	Locking pin – 605, 606 finish	14.00
76019947	Locking pin – 612 finish	14.00
76019948	Locking pin – 613, 622	14.00
76019949	Locking pin – 619, 625, 626, 630 finish	9.00

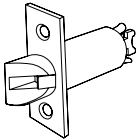


**9/16" Throw, 3- 3/4" Backset Latch Bolts** 606, 612, 613,  
622, 626



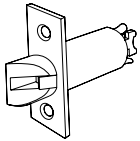
Part #	Description	List \$
<b>For 110, 140, and 144 Locks</b>		
91070	1-1/8" x 2-1/4" front, 1" diameter, square corner	148.00
<b>For all other locks</b>		
91069	1-1/8" x 2-1/4" front, 1" diameter, square corner	148.00

**9/16" Throw, 5" Backset Latch Bolts** 606, 612, 613,  
622, 626



Part #	Description	List \$
<b>For 110, 140, and 144 Locks</b>		
91072	1-1/8" x 2-1/4" front, 1" diameter, square corner	153.00
<b>For all other locks</b>		
91071	1-1/8" x 2-1/4" front, 1" diameter, square corner	153.00

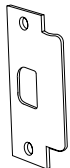
**3/4" Throw, 2-3/4" Backset Latch Bolts** 606, 612, 613,  
622, 626



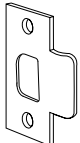
Part #	Description	List \$
<b>For all 100 Locks (non-restoring)</b>		
91076	1-1/8" x 2-1/4" front, 1" diameter, square corner	343.00

**Strikes**

605, 606, 612,  
613, 622, 626/625



Part #	Description	List \$
<b>ANSI Strike (specify finish)</b>		
25641	1-1/4" x 4-7/8", 1-3/16" lip length, square corner	32.00
63016	1-1/4" x 4-7/8", 7/8" flat lip length, square corner	70.00



<b>"T" Strike (specify finish)</b>		
25639	1-1/8" x 2-3/4", 1-1/8" lip length, square corner	32.00
54066	1-1/8" x 2-3/4", 1-1/2" lip length, square corner	70.00

**Strike Dust Boxes**

Part #	Description	List \$
34380	Box, Strike 5001 (ANSI Strike)	15.00
25640	Box, Strike 5201 ("T" Strike)	12.00

**Screw Packs**

Part #	Description	List \$
91079	Universal Screw Pack for Latch & Strike- Specify Finish	35.00

**Security Screws**

Part #	Description	List \$
91090	Security Screws for latch and strikes- specify finish	37.00

**Lock Spacers for Thin Doors, C100 Series, Levers Only**

Part #	Description	List \$
55044	Spacers for thin door 1-3/8" - 1-5/8" door (specify finish)	85.00
	*2 required for 1-3/8" door	

**Tailpieces, Conventional, SFIC, and Retrofit Locksets**

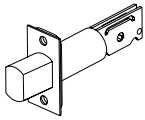
Part #		List \$
91083	C100 Throw member, stabilizer, and bushing kit for SFIC	13.00
71770527	Conventional (KIL) tailpiece, support ring and lever insert kit	20.00



## DB100 Series

### 1" Throw Dead Bolts

605, 606, 612, 613, 619,  
625, 622, 626, 626AM

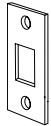


Part #	Description	List \$
91612	1-1/8" × 2-1/4" faceplate, 2-3/8" backset, square corner (specify finish)	66.00
91613	1-1/8" × 2-1/4" faceplate, 2-3/4" backset, square corner (specify finish)	66.00

Example: 91612 626

### Strikes

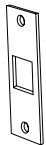
605, 606, 612, 613, 619,  
625, 622, 626, 626AM



Part #	Description	List \$
<b>91802 — Standard Strike for Dead Bolt (specify finish)</b>		
91802	1-1/8" × 2-3/4", no lip, square corner	18.00

Example: 91802 626

605, 606,  
612, 613, 619, 622,  
625, 626, 626AM



Part #	Description	List \$
<b>5004 — ANSI Strike with Dead Bolt Cutout (specify finish)</b>		
5004	1-1/4" × 4-7/8", no lip, square corner	24.00

Example: 5004 626

605, 606,  
612, 613, 619, 622,  
625, 626, 626AM

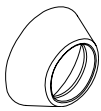


Part #	Description	List \$
<b>5203 — Full Lip Strike with Dead Bolt Cutout (specify finish)</b>		
5203	1-5/8" × 2-1/4", 1-1/8" lip length, square corner	16.00
5204	1-5/8" × 2-1/4", 1-1/8" lip length, radius corner	16.00

Example: 5203-630

**Thumb Turn and Rose (specify finish)****605, 606, 612, 613, 619,  
625, 622, 626, 626AM**

Part #	Description	List \$
91794	Turn and rose, DB160/180/171/182	51.00
91796	Turn and rose, DB163	51.00
91795	Turn and rose, DB181 & DB180	51.00
91800	Turn and rose, outside, DB182	51.00
92764	Rose and plate, DB161	51.00
91798	Rose and plate, DB180	51.00

**Cylinder Rings  
(specify finish)****605, 606, 612, 613, 619,  
625, 622, 626, 626AM**

Part #	Description	List \$
91614	Cylinder ring, DB100	62.00
91801	Cylinder ring spacer	37.00

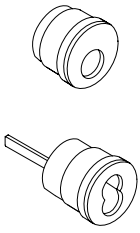
**Snap On Faceplate  
(specify finish)****605, 606, 612, 613, 619,  
625, 622, 626, 626AM**

Part #	Description	List \$
91791	Snap on faceplate standard cylinder	18.00
91792	Snap on faceplate SFIC	18.00

**Occupancy Indicator  
(specify finish)**

Part #	Description	List \$
91797	Occupancy indicator w/cointurn	84.00

## Cylinder Housings

	Part #	Description	List \$
	92038	Housing, outside, DB100 standard cylinder	37.00
	92039	Housing, inside, DB100 standard cylinder	37.00
	91811	Cylinder, retaining screw	7.00
	92038	Housing, outside, DB160, DB161, DB163	70.00
	92762	Housing, outside, DB162 SFIC, 1-3/8"–1-3/4" door thickness	70.00
	92039	Housing, inside, DB162 SFIC, 1-3/8"–1-3/4" door thickness	70.00

## Screw Packs (specify finish)

Part #	Description	List \$
91808	Screw Pack, Conventional DB160/161	18.00
91809	Screw Pack, Conventional DB163	18.00
91811	Screw Pack, SFIC DB160/161	18.00
91810	Screw Pack, SFIC DB163	18.00
91803	Screw Pack, Conventional DB162	18.00
91812	Screw Pack, SFIC DB162	18.00
92034	Screw Pack, DB171	18.00
91805	Screw Pack, DB182 & DB180 only	18.00
92035	Screw Pack, DB181	18.00

Example 91808 626

## Tailpieces, Conventional, SFIC, and DB100 Dead Bolts

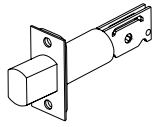
DB100 Tailpieces	Tailpiece	Cylinder Type	Application	List \$
	6718 D	Standard	DB161	8.40
	6719 D	Standard	DB160/ DB163	8.40
	6720 D	Standard	DB162	8.40
	6718 C	SFIC	DB161	8.40
	6720 C	SFIC	DB162	8.40



## D800 Series

### 1" Throw Dead Bolts

605, 606,  
612, 613,  
619, 625, 626

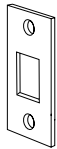


Part #	Description	List \$
28652	1-1/8" × 2-1/4" faceplate, 2-3/8" backset, square corner (specify finish)	63.00
28752	1-1/8" × 2-1/4" faceplate, 2-3/4" backset, square corner (specify finish)	63.00

Example: 28752 626

### Strikes

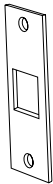
605, 606,  
612, 613,  
619, 625, 626



Part #	Description	List \$
<b>5103 — Standard Strike for Dead Bolt (specify finish)</b>		
5103	1-1/8" × 2-3/4", no lip, square corner	17.00
5104	1-1/8" × 2-3/4", no lip, radius corner	17.00

Example: 5103 626

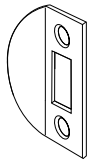
605, 606,  
612, 613, 626



Part #	Description	List \$
<b>5004 — ANSI Strike with Dead Bolt Cutout (specify finish)</b>		
5004	1-1/4" × 4-7/8", no lip, square corner	23.00

Example: 5004 626

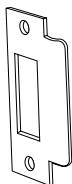
605, 606,  
612, 613, 630



Part #	Description	List \$
<b>5203 — Full Lip Strike with Dead Bolt Cutout (specify finish)</b>		
5203-118	1-5/8" × 2-1/4", 1-1/8" lip length, square corner	15.00
5204-118	1-5/8" × 2-1/4", 1-1/8" lip length, radius corner	15.00

Example: 5203-118 630

605, 606,  
612, 613,  
629, 630

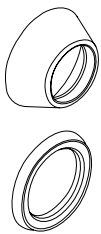


Part #	Description	List \$
<b>5006 — ANSI Strike with lip and Dead Bolt cutout (specify finish)</b>		
5006-114	1-1/4" × 4-7/8", 1-1/4" lip length, square corner	48.00
5006-112	1-1/4" × 4-7/8", 1-1/2" lip length, square corner	48.00

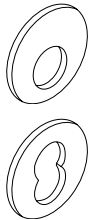
Example: 5006-114 630

**Thumb Turn and Rose (specify finish)****605, 606, 612,  
613, 619, 625, 626**

Part #	Description	List \$
28001	Turn and rose, D860/880/871/882	49.00
28002	Turn and rose, D863	49.00
28003	Turn and rose, D881	49.00
28006	Turn and rose, outside, D882	49.00
28004	Rose and plate, D861	49.00
28005	Rose and plate, D880	49.00
76010357	Driver, D880 Thumb turn	14.00
76007273	Driver, D882 Thumb turn	14.00

**Cylinder Rings (specify finish)****605, 606, 612, 613,  
619, 625, 626**

Part #	Description	List \$
28010	Cylinder ring and insert, D800	59.00
28011	Cylinder ring, IC core	35.00

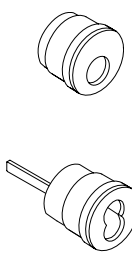
**Snap On Faceplate (specify finish)****605, 606, 612, 613,  
619, 625, 626**

Part #	Description	List \$
28020	Snap on faceplate standard cylinder	17.00
28021	Snap on faceplate SFIC	17.00
28022	Snap on faceplate, Schlage FSIC	17.00

**Occupancy Indicator (specify finish)**

Part #	Description	List \$
79023	Occupancy indicator w/coin turn	80.00

**Cylinder Housings**

	<b>Part #</b>	<b>Description</b>	<b>List \$</b>
	76010496	Housing, outside, D800 standard cylinder	35.00
	76010498	Housing, inside, D800 standard cylinder	35.00
	76010497	Cylinder, retaining screw	6.00
	76010509	Housing, outside, D860/863 SFIC	67.00
	76010510	Housing, outside, D861 SFIC	67.00
	76010511	Housing, outside, D862 SFIC, 1-3/8"-1-3/4" door thickness	67.00
	76010512	Housing, inside, D862 SFIC, 1-3/8"-1-3/4" door thickness	67.00
	76013630	Housing, outside, D860R/863R to accept Schlage FSIC, 1-3/4"-2-1/2" door thickness	82.00
	76018148	Housing, outside, D862R to accept Schlage FSIC, 1-3/4"-2-1/2" door thickness	82.00
	76018149	Housing, inside, D862R to accept Schlage FSIC, 1-3/4"-2-1/2" door thickness	82.00

**Screw Packs**

<b>Part #</b>	<b>Description</b>	<b>List \$</b>
76010432	Screw pack, D860/861/863, 605/606 finish	17.00
76010433	Screw pack, D860/861/863, 612 finish	17.00
76010434	Screw pack, D860/861/863, 613 finish	17.00
76010435	Screw pack, D860/861/863, 619/625/626 finish	17.00
76010448	Screw pack, IC D860/861/863, 605/606 finish	17.00
76010449	Screw pack, IC D860/861/863, 612 finish	17.00
76010450	Screw pack, IC D860/861/863, 613 finish	17.00
76010451	Screw pack, IC D860/861/863, 619/625/626 finish	17.00
76010444	Screw pack, D862, 605/606 finish	17.00
76010445	Screw pack, D862, 612 finish	17.00
76010446	Screw pack, D862, 613 finish	17.00
76010447	Screw pack, D862, 619/625/626 finish	17.00
76010436	Screw pack, D871/880, 605/606 finish	17.00
76010437	Screw pack, D871/880, 612 finish	17.00
76010438	Screw pack, D871/880, 613 finish	17.00
76010439	Screw pack, D871/880, 619/625/626 finish	17.00
76010440	Screw pack, D881, 605/606 finish	17.00
76010441	Screw pack, D881, 612 finish	17.00
76010442	Screw pack, D881, 613 finish	17.00
76010443	Screw pack, D881, 619/625/626 finish	17.00
76018150	Screw pack, D882R, 605/606 finish, for Schlage FSIC	22.00
76018151	Screw pack, D882R, 612 finish, for Schlage FSIC	22.00
76018152	Screw pack, D882R, 613 finish, for Schlage FSIC	22.00
76018153	Screw pack, D882R, 619/625/626 finish, for Schlage FSIC	22.00

Security Screws

Part #	Description	List \$
660008	Security screws for all exposed fasteners (specify finish)	28.00

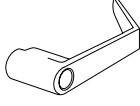
**NOTE:** Available in 630 finish only for use with 619, 625, 626, and 630 finishes.

Tailpieces, Conventional, SFIC, and FSIC D800 Dead Bolts


D800 Tailpieces	Tailpiece	Cylinder Type	Application	List \$
	6718 D	Standard	D861	8.00
	6719 D	Standard	D860/D863	8.00
	6720 D	Standard	D862	8.00
	6718 C	SFIC	D861	8.00
	6720 C	SFIC	D862	8.00



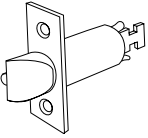
## C200 Series

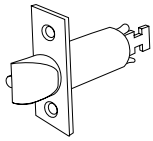
		LG, LR, LC	
		626	605, 606, 612, 613
Levers (specify design/finish)			
	Part #	Description	List \$
	91009	LR Plain Lever	148.00 158.00
	91007	LR Button and KIL cylinder Lever	148.00 158.00
	88954	LR SFIC Lever	148.00 158.00
	88952	LC Plain Lever	148.00 158.00
	88953	LC Button and KIL cylinder Lever	148.00 158.00
	88950	LC SFIC Lever	148.00 158.00
	88960	LG Plain Lever	148.00 158.00
	88961	LG Button and KIL cylinder Lever	148.00 158.00
	88958	LG SFIC Lever	148.00 158.00
	91010	Insert, Lever	8.00

### Roses for Levers (specify finish)

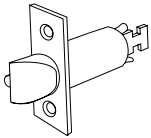
	Part #	Description	List \$
	91005	E Rose, Outside	67.00 77.00
	91004	E Rose, Inside	52.00 63.00

Example: 47001 E 626

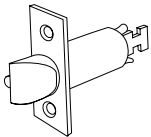
		605, 606, 612, 613, 630	
1/2" Throw, 2-3/8" Backset Latch Bolts			
	Part #	Description	List \$
	For 210, 212, 225, 250, 253, 270, or 280 locks (specify finish)		
	91450	1" x 2-1/4" front, square corner	95.00
	91451	1" x 2-1/4" front, 1/4" radius corner	95.00
	91452	1-1/8" x 2-1/4" front, square corner	95.00
	For 230 and 240 locks		
	91453	1" x 2-1/4" front, square corner	95.00
	91454	1" x 2-1/4" front, 1/4" radius corner	95.00
	91455	1-1/8" x 2-1/4" front, square corner	95.00

**1/2" Throw, 2-3/4" Backset Latch Bolts****605, 606, 612,  
613, 630**

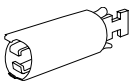
Part #	Description	List \$
<b>For 210, 212, 225, 250, 253, 270, or 280 locks (specify finish)</b>		
91456	1" x 2-1/4" front, square corner	91.00
91457	1" x 2-1/4" front, 1/4" radius corner	91.00
91458	1-1/8" x 2-1/4" front, square corner	91.00
<b>For 230 and 240 locks</b>		
91459	1" x 2-1/4" front, square corner	91.00
91460	1" x 2-1/4" front, 1/4" radius corner	91.00
91461	1-1/8" x 2-1/4" front, square corner	91.00

**1/2" Throw, 3-3/4" Backset****605, 606, 612,  
613, 630**

Part #	Description	List \$
<b>For 210, 212, 225, 250, 253, 270, or 280 Functions</b>		
91462	1" x 2-1/4" front, square corner	106.00
91463	1" x 2-1/4" front, radius corner	106.00
91464	1-1/8" x 2-1/4" front, square corner	106.00
<b>For 230 &amp; 240 Functions</b>		
91465	1" x 2-1/4" front, square corner	106.00
91466	1" x 2-1/4" front, round radius corner	106.00
91467	1-1/8" x 2-1/4" front, square corner	106.00


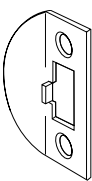
**1/2" Throw, 5" Backset****605, 606, 612,  
613, 630**

Part #	Description	List \$
<b>For 210, 212, 225, 250, 253, 270, or 280 Functions</b>		
91468	1" x 2-1/4" front, square corner	106.00
91469	1" x 2-1/4" front, radius corner	106.00
91470	1-1/8" x 2-1/4" front, square corner	106.00
<b>For 230 &amp; 240 Functions</b>		
91471	1" x 2-1/4" front, square corner	106.00
91472	1" x 2-1/4" front, round radius corner	106.00
91473	1-1/8" x 2-1/4" front, square corner	106.00

**Backset Link**

Part #	Description	List \$
<b>Backset Link for 210, 212, 225, 240, 250, 253, 270 and 280 locks</b>		
88964	3-3/4" - USE only WITH 2-3/8" LATCH	44.00
88967	5" - USE only WITH 2-3/4" LATCH	44.00

**Strikes****605, 606,  
612, 613, 630**

	Part #	Description	List \$
	<b>ANSI Strike (specify finish)</b>		
	88974	1-1/4" x 4-7/8", 1-3/16" lip length, square corner	32.00
	<b>"T" Strike (specify finish)</b>		
	88973	1-1/8" x 2-3/4", 1-1/8" lip length, square corner	26.00
	91014	1-1/8" x 2-3/4", 1-1/2" lip length, 1/4" radius corner	59.00
	91015	1-5/8" x 2-1/4", full lip, 1-1/8" lip length, square corner	26.00
	91016	1-5/8" x 2-1/4", full lip, 1-1/8" lip length, 1/4" radius corner	59.00

**Strike Dust Boxes**

Part #	Description	List \$
34380	Box, Strike 5001 (ANSI Strike)	15.00
25640	Box, Strike 5201 ("T" Strike)	13.00

**Screw Packs**

Part #	Description	List \$
90632	C200 Screw Pack for Latch & Screw (specify finish)	31.00
88998	C200 through bolt screw pack with lever removal tool	31.00

**Security Screw**

Part #	Description	List \$
91090	Torx Security Screw Pack (specify finish)	37.00

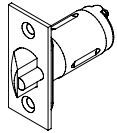
**Tailpieces, Conventional, and SFIC C200 Locksets**

Part #	Description	List \$
6713D	C200 tailpiece for conventional cylinder	13.00
56165	C200 tailpiece for SFIC cylinder	13.00

## C500 Series

## 1/2" Throw, 2-3/8" Backset Latch Bolts

605, 613, 630

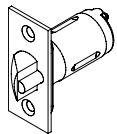


Part #	Description	List \$
<b>For 510 or 540 Locks (specify finish)</b>		
15130	1" x 2-1/4" front, 7/8" diameter, square corner	39.00
15131	1" x 2-1/4" front, 7/8" diameter, 1/4" radius corner	39.00
<b>For 525, 550, 553, 570, or 580 Locks (specify finish)</b>		
15150	1" x 2-1/4" front, 7/8" diameter, square corner	44.00
15151	1" x 2-1/4" front, 7/8" diameter, 1/4" radius corner	44.00
<b>For 530 Locks (specify finish)</b>		
15180	1" x 2-1/4" front, 7/8" diameter, square corner	44.00
15181	1" x 2-1/4" front, 7/8" diameter, 1/4" radius corner	44.00

Example: 15130 630

## 1/2" Throw, 2-3/4" Backset Latch Bolts

605 613, 630



Part #	Description	List \$
<b>For 510 or 540 Locks (specify finish)</b>		
15230	1" x 2-1/4" front, 7/8" diameter, square corner	39.00
15231	1" x 2-1/4" front, 7/8" diameter, 1/4" radius corner	39.00
15232	1-1/8" x 2-1/4" front, 7/8" diameter, square corner	39.00
<b>For 525, 550, 553, 570, or 580 Locks (specify finish)</b>		
15250	1" x 2-1/4" front, 7/8" diameter, square corner	44.00
15251	1" x 2-1/4" front, 7/8" diameter, 1/4" radius corner	44.00
15252	1-1/8" x 2-1/4" front, 7/8" diameter, square corner	44.00
<b>For 530 Locks (specify finish)</b>		
15280	1" x 2-1/4" front, 7/8" diameter, square corner	44.00
15281	1" x 2-1/4" front, 7/8" diameter, 1/4" radius corner	44.00
15282	1-1/8" x 2-1/4" front, 7/8" diameter, square corner	44.00

Example: 15230 630

## Face Plate Filler

Part #	Description	List \$
76006496	Faceplate, filler 1-1/8" x 2-1/4" (order in quantities of 10)	67.00

## Strikes

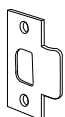
605, 613, 630



Part #	Description	List \$
<b>5001 — ANSI Strike with Cylindrical Lock Cutout with Dust Box (specify finish)</b>		
5001-1316	1-1/4" x 4-7/8", 1-3/16" lip length, square corner	24.00
5001-112	1-1/4" x 4-7/8", 1-1/2" lip length, square corner	53.00

Example: 5001-1316 630

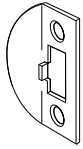
605, 613, 630



Part #	Description	List \$
<b>5101, 5102 — "T" Strike with Dust Box (specify finish)</b>		
5101-118	1-1/8" x 2-3/4", 1-1/8" lip length, square corner	16.00
5101-112	1-1/8" x 2-3/4", 1-1/2" lip length, square corner	44.00
5102-118	1-1/8" x 2-3/4", 1-1/8" lip length, 1/4" radius corner	16.00
5102-112	1-1/8" x 2-3/4", 1-1/2" lip length, 1/4" radius corner	44.00

Example: 5101-118 630

606, 613, 630



Part #	Description	List \$
<b>5201, 5202 — Full Lip Strike with Dust Box (specify finish)</b>		
5201-118	1-5/8" x 2-1/4", 1-1/8" lip length, square corner	16.00
5202-118	1-5/8" x 2-1/4", 1-1/8" lip length, 1/4" radius corner	16.00

Example: 5201-118 630

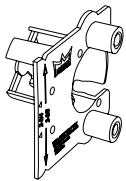
**Strike Dust Boxes**

Part #	Description	List \$
76006253	Box, Strike 5001 (ANSI Strike)	9.60
76006254	Box, Strike 5101/5102 (Full Lip Strike)	4.30
76001978	Box, Strike 5201 (T-strike)	8.40

**Screw Packs**

Part #	Description	List \$
<b>C500</b>		
76011566	Screw pack, C501	23.00
76011563	Screw pack, all C500 except C501, 619/625/626 finish	23.00
76011564	Screw pack, all C500 except C501, 605/606 finish	23.00
76011565	Screw pack, all C500 except C501, 613 finish	23.00

**NOTES:** Levers/roses not available as service items. 605 finish latch, strike, and/or screw packs used with 605 or 606 lock finishes. 630 finish latch, strike, and/or screw packs used with 619, 625, or 626 lock finishes.

**Drilling Jig**

Part #	Description	List \$
76004795	Drilling jig for C800 levers, CL700, and C500 locksets	18.00

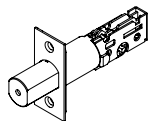
**Tailpieces, Conventional and SFIC C500 Locksets**

Part #	Description (sold in multiples of 10 unless otherwise specified)	List \$
6724D	C550D, C553D, C555D, C580D, levers only, standard cylinder	8.40
6724C	C550C, C553C, C555C, C580C, levers only, SFIC	8.40
6725D	C570D, levers only, standard cylinder	8.40
6725C	D570C, levers only, SFIC	8.40

## DB600 Series

### 1" Throw, 2-3/8"–2-3/4" Adjustable Backset Dead Bolts

605, 613, 630



Part #	Description	List \$
26170	1" x 2-1/4" faceplate, square corner (1-1/8" wide w/filler)	46.00
26171	1" x 2-1/4" faceplate, radius corner	46.00
26173	1" diameter, drive in	46.00

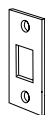
Example: 26170 630

#### Face Plate Filler

Part #	Description	List \$
76006496	Faceplate, filler 1-1/8" x 2-1/4" (order in quantities of 10)	67.00

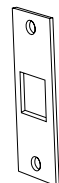
#### Strikes

605, 613, 630



Part #	Description	List \$
<b>5103 — Standard Strike for Dead Bolt (specify finish)</b>		
5103	1-1/8" x 2-3/4", no lip, square corner	16.00
5104	1-1/8" x 2-3/4", no lip, radius corner	16.00

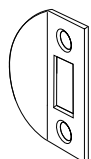
Example: 5103 630



Part #	Description	List \$
<b>5004 — ANSI Strike with Dead Bolt Cutout (specify finish)</b>		
5004	1-1/4" x 4-7/8", no lip, square corner	24.00

Example: 5004 630

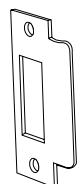
605, 613, 630



Part #	Description	List \$
<b>5203 — Full Lip Strike with Dead Bolt Cutout (specify finish)</b>		
5203-118	1-5/8" x 2-1/4", 1-1/8" lip length, square corner	16.00
5204-118	1-5/8" x 2-1/4", 1-1/8" lip length, radius corner	16.00

Example: 5203-118 630

605, 613, 630



Part #	Description	List \$
<b>5006 — ANSI Strike with Lip and Dead Bolt Cutout (specify finish)</b>		
5006-114	1-1/4" x 4-7/8", 1-1/4" lip length, square corner	24.00
5006-112	1-1/4" x 4-7/8", 1-1/2" lip length, square corner	50.00

Example: 5006-114 630

#### Tailpieces, Conventional and SFIC DB600 Dead Bolts

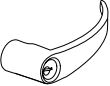

Part #	Description	List \$
6716D	D660, standard cylinder	8.40
6717D	D662, standard cylinder	8.40
6716C	D660, SFIC	8.40
6717C	D662, SFIC	8.40

## C300/J300 Series

### Finish Availability Chart

	626	613	619	605
LR	•	•		
LC	•	•		•
LG	•	•	•	
LS		•	•	•

### Levers/Roses (specify design/finish)

	Part #	Description	List \$
	33001	Closed lever — plain	44.00
	33002	Open lever — button and cylinder	44.00
	33003	SFIC lever — interchangeable core (J353 LR only)	44.00
	43001	Rose, inside	23.00
	43002	Rose, outside	23.00

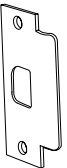
Example: 33001 LR 626

### Screwpacks

Part #	Description	List \$
76019305	Screwpack, C300 619/626	18.00
76019306	Screwpack, C300 605	18.00
76019307	Screwpack, C300 613	18.00
76019308	Screwpack, C301 DUMMY	9.60
76019659	Screwpack, J300 mounting screws	18.00
76019660	Screwpack, J300 escutcheon 605	9.60
76019661	Screwpack, J300 escutcheon 619	9.60
76019662	Screwpack, J300 escutcheon 613	9.60
76019663	Screwpack, J300 escutcheon 630	9.60

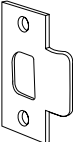
### Strikes

605, 606,  
612, 613, 630

	Part #	Description	List \$
	<b>5001 — ANSI Strike with Cylindrical Lock Cutout with Dust Box (specify finish)</b>		
	5001-1316	1-1/4" × 4-7/8", 1-3/16" lip length, square corner	16.00
	5001-112	1-1/4" × 4-7/8", 1-1/2" lip length, square corner	16.00

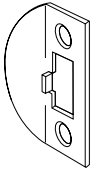
Example: 5001-1316-630

605, 606,  
612, 613,

	Part #	Description	List \$
	<b>5101, 5102 — "T" Strike with Dust Box (specify finish)</b>		
	5101-118	1-1/8" × 2-3/4", 1-1/8" lip length, square corner	19.00
	5101-112	1-1/8" × 2-3/4", 1-1/2" lip length, square corner	46.00
	5102-118	1-1/8" × 2-3/4", 1-1/8" lip length, 1/4" radius corner	19.00
	5102-112	1-1/8" × 2-3/4", 1-1/2" lip length, 1/4" radius corner	46.00

Example: 5101-118 630

606, 613, 630

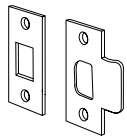


Part #	Description	List \$
<b>5201, 5202 — Full Lip Strike with Dust Box (specify finish)</b>		
5201-118	1-5/8" × 2-1/4", 1-1/8" lip length, square corner	19.00
5202-118	1-5/8" × 2-1/4", 1-1/8" lip length, 1/4" radius corner	19.00

Example: 5201-118 630

**Strike Dust Boxes**

Part #	Description	List \$
76006253	Box, Strike 5001 (ANSI Strike)	10.80
76006254	Box, Strike 5101/5102 (Full Lip Strike)	5.60
76001978	Box, Strike 5201 (T-strike)	8.40

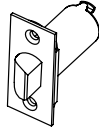
**J300 Strikes**

Part #	Description	List \$
5701	Lock — T strike, dead bolt — no lip square corner strike dead bolt	30.00
5703	Lock — full lip square corner strike, dead bolt — no lip square corner strike	30.00
5704	Lock — full lip 1/4" radius corner strike, dead bolt — no lip 1/4" radius corner strike	30.00
5705	Lock — full lip square corner strike, dead bolt — full lip square corner strike	30.00
5706	Lock — full lip 1/4" radius corner strike, dead bolt — full lip 1/4" radius corner strike	30.00



## Latches

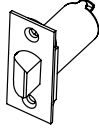
## C310/C340 Non-Fire



Part #	Description	List \$
13202	2-3/4" backset × 1-1/8" SC faceplate	27.00
13200	2-3/4" backset × 1" SC faceplate	27.00
13201	2-3/4" backset × 1" RC faceplate	27.00
13102	2-3/8" backset × 1-1/8" SC faceplate	27.00
13100	2-3/8" backset × 1" SC faceplate	27.00
13101	2-3/8" backset × 1" RC faceplate	27.00

Example: 13202 626

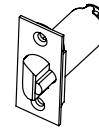
## C310/C340/J310 Fire



Part #	Description	List \$
13202F	2-3/4" backset × 1-1/8" SC faceplate	35.00
13200F	2-3/4" backset × 1" SC faceplate	35.00
13201F	2-3/4" backset × 1" RC faceplate	35.00
13102F	2-3/8" backset × 1-1/8" SC faceplate	35.00
13100F	2-3/8" backset × 1" SC faceplate	35.00
13101F	2-3/8" backset × 1" RC faceplate	35.00

Example: 13202F 626

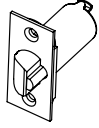
## C330 Fire



Part #	Description	List \$
13282F	2-3/4" backset × 1-1/8" SC faceplate	35.00
13280F	2-3/4" backset × 1" SC faceplate	35.00
13281F	2-3/4" backset × 1" RC faceplate	35.00
13182F	2-3/8" backset × 1-1/8" SC faceplate	35.00
13180F	2-3/8" backset × 1" SC faceplate	35.00
13181F	2-3/8" backset × 1" RC faceplate	35.00

Example: 13282F 626

## C353/J353 Fire



13252F	2-3/4" backset × 1-1/8" SC faceplate	35.00
13250F	2-3/4" backset × 1" SC faceplate	35.00
13251F	2-3/4" backset × 1" RC faceplate	35.00
13152F	2-3/8" backset × 1-1/8" SC faceplate	35.00
13150F	2-3/8" backset × 1" SC faceplate	35.00
13151F	2-3/8" backset × 1" RC faceplate	35.00

: 13252F 626

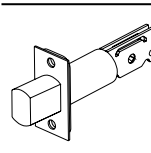
NOTE: 2-3/8" Basket only, finish does not apply (no face plate)

## C300 Drive-In (Non-Fire only)

Part #	Application	Description	List \$
13103	C310/340	2-3/8" backset Drive-In	24.00
13153	C353	2-3/8" backset Drive-In	24.00
13183	C330	2-3/8" backset Drive-In	24.00

NOTE: 2-3/8" Basket only, finish does not apply (no face plate)

J300 Deadbolts

	Part #	Description	List \$
	13390	Adjustable backset 1" SC faceplate with filler	35.00
	13391	Adjustable backset 1" RC faceplate	35.00

: 13390 626

J300 Components

Part #	Description	List \$
33801	SFIC dead bolt cylinder housing with trim ring	51.00
33802	Standard cylinder dead bolt cylinder housing with trim ring	51.00

Miscellaneous Parts

Part #	Description	List \$
76019292	Black plastic lever insert — J310	3.00
76019304	Latch filler — 1" to 1-1/8"	3.00

## 9000 Series

		Finishes		
		Painted	Plated or Base Metal	Finish N/A
			689, 691, 693, 695, 696	
Item	Description	List \$		
Alarms, Controls, and Monitoring				
BPA Kit	Battery powered alarm kit. Specify bar size and finish (includes standard cylinder).	884.00	884.00	—
BPAP Kit	Battery powered alarm, 4 minute reset kit. Specify bar size and finish (includes standard cylinder).	884.00	884.00	—
DWA Kit	Direct wired alarm kit. Specify bar size and finish.	836.00	836.00	—
MS Kit	Monitor switch kit	—	—	381.00
Dogging				
CD Kit	Kit allows conversion to CD function (includes standard cylinder). Specify bar size and finish.	258.00	258.00	—
DOGKEYPAK	Hex dogging keys (10 keys per pack)	—	—	67.00
9DRKIT	Dogging repair kit. Includes all parts for hex key dogging assembly.	—	—	122.00
Fasteners				
GK9000	Glass light shim kit for 9100, 9300, 9400, and 9500 devices. Specify finish.	112.00	112.00	—
GK9200	Glass light shim kit for 9600, 9700, and 9800 devices. Specify finish.	112.00	112.00	—
SNBPAK	Sex nuts and bolts, 2 per pack. Specify finish.	23.00	23.00	—
Strikes, 9100 Series CVR/9400 Series SVR/9600 Series CVR/9800 Series SVR				
340	Flat slide bolt bottom strike — CVR/SVR	—	—	60.00
416V	Surface bottom strike for pullman latch — SVR	—	—	60.00
418	Standard top strike — CVR	—	—	60.00
419	Wood frame top strike — CVR	—	—	77.00
426	Standard top strike — CVR	—	—	60.00
426A	Top strike with angle — SVR	—	—	77.00
431	Recessed bottom strike for pullman latch — CVR/SVR	—	—	77.00
439	Standard slide bolt bottom strike — CVR/SVR	—	—	60.00
Strikes, 9300 Series Rim/9700 Series Rim				
320	Overlap strike — Rim	—	—	88.00
416	Strike — Rim	—	—	60.00
430	Strike — Rim	—	—	90.00
463	Extended lip strike (fire-rated, hurricane rated) — Rim	—	—	90.00
476	Roller strike — Rim	—	—	60.00
486	Roller strike — Rim	—	—	60.00
Cylinder Adaptors				
80CK	Rim cylinder mounting kit. Included with 03 trim.	—	—	144.00

\* Please allow 4 week lead time for 629 finish.

		Finishes		
		Painted	Plated or Base Metal	Finish N/A
			689, 691, 693, 695, 696	
Item	Description	List \$		
Strikes, 9500 Series Mortise				
465	Standard strike — Mortise	—	—	60.00
565L	Open back strike — Mortise (for LHR applications)	—	—	90.00
565R	Open back strike — Mortise (for RHR applications)	—	—	90.00
Chassis Kit				
91CRKT	Chassis kit, 9100 CVR	—	—	156.00
93CRKT	Chassis kit, 9300 Rim	—	—	30.00
94CRKT	Chassis kit, 9400 SVR	—	—	88.00
95CRKTLHR	Chassis kit, 9500 Mortise. Specify handing.	—	—	68.00
95CRKTRHR	Chassis kit, 9500 Mortise. Specify handing.	—	—	68.00
96CRKT	Chassis kit, 9600 CVR	—	—	156.00
97CRKT	Chassis kit, 9700 Rim	—	—	30.00
98CRKT	Chassis kit, 9800 SVR	—	—	88.00
Chassis Assembly				
CHASASSY91	Chassis assembly 9100 CVR. Specify handing. Includes mounting screws.	—	—	291.00
CHASASSY93	Chassis assembly 9300 Rim. Includes mounting screws.	—	—	311.00
CHASASSYF93	Chassis assembly F9300 Rim. Includes mounting screws.	—	—	364.00
CHASASSY94	Chassis assembly 9400 SVR. Includes mounting screws.	—	—	311.00
CHASASSY95	Chassis assembly 9500 Mortise. Specify handing. Includes mounting screws.	—	—	291.00
CHASASSY96	Chassis assembly 9600 CVR. Includes mounting screws.	—	—	291.00
CHASASSY97	Chassis assembly 9700 Rim. Includes mounting screws.	—	—	311.00
CHASASSYF97	Chassis assembly F9700 Rim. Includes mounting screws.	—	—	364.00
CHASASSY98	Chassis assembly 9800 SVR. Includes mounting screws.	—	—	291.00
Chassis Assembly Cover				
CHCOV91/95	Chassis assembly cover. Includes cover and mounting screws.	102.00	201.00	—
CHCOV93	Chassis assembly cover. Includes cover and mounting screws.	138.00	251.00	—
CHCOV94	Chassis assembly cover. Includes cover and mounting screws.	138.00	251.00	—
CHCOV96	Chassis assembly cover. Includes cover and mounting screws.	102.00	201.00	—
CHCOV97	Chassis assembly cover. Includes cover and mounting screws.	138.00	251.00	—
CHCOV98	Chassis assembly cover. Includes cover and mounting screws.	138.00	251.00	—
End Caps				
EC	End cap, panic devices. Includes end cap, end cap mounting bracket, and mounting screws.	104.00	124.00	—
FEC	End cap, fire-rated devices. Includes end cap, end cap mounting bracket, and mounting screws.	104.00	124.00	—

\* Please allow 4 week lead time for 629 finish.

		Finishes		
		Painted	Plated or Base Metal	Finish N/A
			689, 691, 693, 695, 696	
Item	Description	List \$		
Touch Bar and Rail Assembly				
TBR	Touch bar and rail assembly. Specify bar size and finish. (Partial length).	449.00	897.00	—
FTBR	Touch bar and rail assembly fire-rated. Specify bar size and finish. (Partial length).	489.00	942.00	—
780915180	Motorized Latch Retraction Retrofit Kit. Accommodates 9000 series panic exit devices			1,281.00
ESTBR	Touch bar and rail assembly with ES option. Specify bar size and finish.	1,196.00	1,495.00	—
ESFTBR	Touch bar and rail assembly, fire-rated, with ES option. Specify bar size and finish.	1,234.00	1,539.00	—
FLTBR	Full length touch bar and rail assembly	669.00	1,473.00	—
FLFTBR	Full length fire-rated touch bar and rail assembly	713.00	1,520.00	—
TPK	Touchbar Protector Kit	30.00	30.00	30.00
9100 Series CVR / 9600 Series CVR				
9GALD	Aluminum door bracket	—	—	156.00
CVBOTPULLTCH	Bottom pullman latch assembly. Includes latch assembly, (2) each mounting angle brackets, ALD bracket, and mounting screws.	—	—	238.00
CVBOTSBLTCH	Standard bottom slide bolt assembly. Includes slide bolt assembly, (2) each mounting brackets, ALD bracket, and mounting screws.	—	—	124.00
CVRD96	Concealed vertical rod assembly. Includes outer and inner rods, rod retaining clip, and pivot connecting links.	—	—	145.00
CVRDLWR91	Concealed vertical rod kit, lower. Includes rod assembly, push rod, and fasteners for standard DORMA door prep (40-5/16" measured from finished floor or threshold to horizontal centerline device).	—	—	131.00
CVRDUPR91	Concealed vertical rod kit, upper. Includes rod assembly, push rod, and fasteners.	—	—	115.00
CVTOPLTCH	Top latch assembly. Includes latch assembly, (2) each mounting angle brackets, ALD bracket, and mounting screws.	—	—	258.00
ETR 9100	Top rod extension kit, 9100, for 8'–10' doors	—	—	77.00
FCVBOTPULLTCH	Bottom pullman latch assembly, fire-rated. Includes latch assembly, (2) each mounting angle brackets, ALD bracket, and mounting screws.	—	—	264.00
FCVBOTSBLTCH	Standard bottom slide bolt, fire-rated. Includes slide bolt assembly, (2) each mounting brackets, and bracket/mounting screws.	—	—	124.00
FCVTOPLTCH	Standard top latch assembly, fire-rated. Includes latch assembly, (2) each mounting angle brackets, ALD bracket, and mounting screws.	—	—	284.00
CVTOPLTCHNS	Standard top latch assembly for 9600 narrow stile CVR devices. Includes latch assembly, narrow stile bracket (assembled), and mounting screws.	—	—	258.00
POPPER	Thermal pin for fire-rated and CVR devices less bottom rod.	—	—	102.00

\* Please allow 4 week lead time for 629 finish.

		Finishes			
		Painted	Plated or Base Metal	Finish N/A	
					689, 691, 693, 695, 696
Item	Description	List \$			
9400 Series SVR					
ETR 9400	Top rod extension kit, 9400, for 7'-9' or 8'-10' doors	77.00	148.00		—
FSVBOTPULLTCH	Bottom pullman latch assembly, fire-rated. Includes mounting screws.	—	—	168.00	
FSVBOTSBLTCH	Standard bottom slide bolt assembly, fire-rated. Includes slide bolt assembly and mounting screws.	—	—	143.00	
FSVTOPLTCH	Standard top latch assembly, fire-rated. Includes mounting screws.	—	—	228.00	
LCHCOV	Latch assembly cover. Includes cover and mounting screws.	108.00	157.00	0.00	
POPPER	Thermal pin for fire-rated and SVR devices less bottom rod.	—	—	102.00	
SVBOTPULLTCH	Bottom pullman latch assembly. Includes mounting screws.	—	—	155.00	
SVBOTSBLTCH	Standard bottom slide bolt assembly. Includes slide bolt assembly and mounting screws.	—	—	124.00	
SVTOPLTCH	Standard top latch assembly. Includes mounting screws.	—	—	144.00	
SVRDLWR	Surface vertical rod, lower. Precut, threaded, and drilled for standard DORMA door prep (40-5/16", measured from finished floor or threshold to horizontal centerline device). Includes push rod, rod guide, and fasteners.	68.00	88.00	—	
SVRDUPR947	Surface vertical rod, upper. Precut, threaded, and drilled for 7' door. Includes push rod, rod guide, and fasteners.	102.00	139.00	—	
SVRDUPR948	Surface vertical rod, upper. Precut, threaded, and drilled for 8' door. Includes push rod, rod guide, and fasteners.	102.00	139.00	—	
9500 Series Mortise — Specify if device is prior 11/14. Devices prior to 11/14 will require new trim.					
95MLB	Mortise lock body, armor front, spindle, cylinder, and end cap. Specify handing.	448.00	448.00		
95MLB Fire	Mortise lock body. Fire-rated. Specify handing.	458.00	458.00		
95MLB LFSC	Mortise lock body. LFSC. Specify handing.	1,381.00	1,381.00		
95MLB LFSC Fire	Mortise lock body. LFSC, fire-rated. Specify handing.	1,390.00	1,390.00		
95MLB LFSF	Mortise lock body. LFSF. Specify handing.	1,381.00	1,381.00		
95MLB LFSF Fire	Mortise lock body. LFSF, fire-rated. Specify handing.	1,390.00	1,390.00		

\* Please allow 4 week lead time for 629 finish.

## 8000 Series

Item	Description	List Add \$
<b>Dogging</b>		
DOGKEYPAK	Hex dogging keys (10 keys per pack)	67.00
8DRKIT	Dogging repair kit. Includes all parts for hex key dogging assembly.	122.00
<b>Fasteners</b>		
GK8000	Glass light shim kit	112.00
SNBPAK	Sex nuts and bolts, 2 per pack/3 required for 8300 (EO)	23.00
<b>Strikes, 8400 Series SVR</b>		
340	Flat slide bolt bottom strike — CVR/SVR	60.00
416V	Surface bottom strike for pullman latch — SVR	60.00
418	Standard top strike — CVR	60.00
419	Wood frame top strike — CVR	77.00
426	Standard top strike — CVR	60.00
426A	Top strike with angle — SVR	77.00
431	Recessed bottom strike for pullman latch — CVR/SVR	77.00
439	Standard slide bolt bottom strike — CVR/SVR	60.00
<b>Strikes, 8300 Series Rim</b>		
320	Overlap strike — Rim	88.00
416	Strike — Rim	60.00
425	Strike — Recessed	60.00
430	Strike — Rim	90.00
463	Extended lip strike (fire-rated, hurricane rated) — Rim	90.00
476	Roller strike — Rim	60.00
486	Roller strike — Rim	60.00
<b>Cylinder Adaptors</b>		
803CK	Rim cylinder mounting kit. Included with 03 trim.	144.00
<b>Chassis Kit</b>		
83CRKT	Chassis kit, 8300 Rim	35.00
<b>Chassis Assembly</b>		
CHASASSY83	Chassis assembly 8300 Rim. Includes mounting screws.	194.00
FCHASASSY83	Chassis assembly F8300 Rim. Includes mounting screws.	261.00
CHASASSY84	Chassis assembly 8400 SVR. Includes mounting screws.	194.00

Item	Description	List Add \$
FCHCOV83	Chassis assembly cover, fire-rated. Includes cover and mounting screws.	81.00
CHCOV83	Chassis assembly cover. Includes cover and mounting screws.	65.00
CHCOVLM83	Chassis assembly cover, latch monitoring. Includes cover and mounting screws.	115.00
FCHCOVLM83	Chassis assembly cover, latch monitoring, fire-rated. Includes cover and mounting screws.	126.00
CHCOV84	Chassis assembly cover. Includes mounting screws.	65.00
EC8	Two piece end cap replacement kit, panic devices. Includes end cap, end cover, and mounting screws.	35.00
ETR 8400	Top rod extension kit, 8400, for 7'-9' or 8'-10' doors. Specify finish.	77.00
FSVBOTPULLTCH	Bottom pullman latch assembly, fire-rated. Includes mounting screws.	168.00
FSVBOTSBLTCH	Standard bottom slide bolt assembly, fire-rated. Includes slide bolt assembly and mounting screws.	143.00
FSVTOPLTCH	Standard top latch assembly, fire-rated. Includes mounting screws.	228.00
LCHCOV8	Latch assembly cover. Includes cover and mounting screws.	13.00
POPPER	Thermal pin for fire-rated and SVR devices less bottom rod.	102.00
SVBOTPULLTCH	Bottom pullman latch assembly. Includes mounting screws.	155.00
SVBOTSBLTCH	Standard bottom slide bolt assembly. Includes slide bolt assembly and mounting screws.	124.00
SVTOPLTCH	Standard top latch assembly. Includes mounting screws.	144.00
SVRDLWR84	Surface vertical rod, lower. Precut, threaded, and drilled for standard DORMA door prep (40-5/16", measured from finished floor or threshold to horizontal centerline device). Includes push rod, rod guide, and fasteners.	68.00
SVRDUPR847	Surface vertical rod, upper. Precut, threaded, and drilled for 7' door. Includes push rod, rod guide, and fasteners. Specify finish.	102.00
SVRDUPR848	Surface vertical rod, upper. Precut, threaded, and drilled for 8' door. Includes push rod, rod guide, and fasteners. Specify finish.	102.00
TBR8	Touch bar and rail assembly. Specify bar size and finish.	464.00
FTBR8	Fire-rated touch bar and rail assembly. Specify bar size and finish.	513.00



## DHW: Ordering Guide

Example how to order:

Series		Type		Item	Finish
74		C		FC	689
73	7300	CB	Body		689 Aluminum
74	7400	A	Arm		600 Primed
86	8600	B	Bracket		690 Statuary Bronze
89	8900	C	Body Cover		691 Dull Bronze
TS93	TS93	F	Fastener Pack		693 Black
EMR	EMR	P	Plate		695 Dark Duranodic Bronze
EMF	EMF	AC	Other Accessories		696 Gold
18	1800				605 Polished Brass
EM	EM				606 Satin Brass
ITS9	ITS96				611 Polished Bronze
BTS8	BTS80				612 Satin Bronze
BTS7	BTS75V				613 Oxidized Satin Oil Rubbed Bronze
RTS8	RTS88				618 Polished Nickel
LM	LM				619 Satin Nickel
900	900				625 Polished Chrome
700	700				626 Satin Chrome

Surface Closers	
CB	Closer Bodies
P	Backplates and Drop Plates
P	Conversion Plates
B, AC	Brackets and Spacers
F	Fastener Packs
C, AC	Covers, Full Covers, and Accessories
A	Arms
A	Tracks
AC	Carry Bars and Extension Kits

Fire/Life Safety	
C, AC, F	Fire/Life Safety
A, F, AC	1800 Series
B, F, P, AC	EM Series

Stops/Holders	
B	900/700 Series

Concealed Closers/Pivots	
CB	Floor Closers with Cement Cases, Less Spindle
AC	Interchangeable Spindles
	Interchangeable Spindles (Center Hung, Single Acting Packages)**
AC	Floor Plates
A	Center Hung Bottom Arms
A, C	Center Hung Top Pivots
A	3/4" Offset Hung Top Pivots
A	3/4" Offset Hung Intermediate Pivots **
A, AC	3/4" Offset Hung Bottom Arms
A	1-1/2" Offset Hung Top Pivots
A	1-1/2" Offset Hung Intermediate Pivots **
A, AC	1-1/2" Offset Hung Bottom Arms
A	Electrified Pivots
A	Pocket Pivots
A, AC	Miscellaneous
CB, AC	ITS Series
CB	Overhead Concealed Closers with Mounting Brackets
CB, AC	Side Load Components
A	End Load Components
A, AC	Offset Hung Components
AC	Offset Hung Components
B, AC	Miscellaneous Components
A	Center Hung Bottom Arms
A, AC	Center Hung Top Pivots
A	3/4" Offset Hung Top Pivots
A	3/4" Offset Hung Intermediate Pivots **
A, AC	3/4" Offset Hung Bottom Arms
A	1-1/2" Offset Hung Top Pivots
A	1-1/2" Offset Hung Intermediate Pivots **
A, AC	1-1/2" Offset Hung Bottom Arms
AC	Floor Bearings
A	Electrified Pivots
A	Pocket Pivots
AC	Interchangeable Spindles (for use with 7471HD)

## Surface Closers

### Closer Bodies (CB)

Item	Description	Painted Finish \$
TS9315 B CB	Closer body only (pull side), size 1–5	542.00
TS9315 G CB	Closer body only (push side), size 1–5	542.00
TS9356 B CB	Closer body only (pull side), size 5–6	542.00
TS9356 G CB	Closer body only (push side), size 5–6	542.00
TS9315 B	Closer body w/ backplate (pull side), size 1–5	602.00
TS9315 G	Closer body w/ backplate (push side), size 1–5	602.00
TS9356 B	Closer body w/ backplate (pull side), size 5–6	602.00
TS9356 G	Closer body w/backplate (push side), size 5–6	602.00
8907 CB	Closer body only	501.00
8902TEL	Closer body only (telephone booth)	553.00
8916 CB, 8956 CB,	Closer body only	482.00
8916DA CB, 8956DA CB	Closer body only w/ delayed action	537.00
STA 8916 CB, STA 8956 CB	Closer body only for use with stainless steel closer combinations	591.00
STA 8916DA CB, STA 8956DA CB	Closer body only w/ delayed action	645.00
8616 CB	Closer body only	331.00
8616DA CB	Closer body only w/ delayed action	385.00
STA 8616 CB	Closer body only for use with stainless steel closer combinations	436.00
STA 8616DA CB	Closer body only w/ delayed action	489.00
7414 CB, 7436 CB	Closer body only	279.00
7414DA CB, 7436DA CB	Closer body only w/ delayed action	332.00
STA 7414 CB, STA 7436 CB	Closer body only for use with stainless steel closer combinations	373.00
STA 7414DA CB, STA 7436DA CB	Closer body only w/ delayed action	428.00
7302–7305 CB	Closer body only	279.00

### Backplates and Drop Plates (P)

Item	Applicable Series	Description	Painted Finish \$
BP73	7300	Backplate for 7300	47.00
BP74	7400	Backplate for 7400	47.00
BP74T	7400	Backplate for 7400 × slide track	47.00
BP86	8600, 7000	Backplate for closer with slim cover	47.00
BP86FC	8600, 7400	Backplate for closer with full cover	47.00
BP86T	8600, 7400, 7300	Backplate for slide track closer with slim cover	47.00
BP86FTFC	8600, 7400	Backplate for flush transom slide track closer w/wo slim or full cover	47.00
BP89	8900	Backplate for top jamb with frame <2-7/8"	52.00


**Backplates and Drop Plates (P) (continued)**

Item	Applicable Series	Description	Painted Finish \$
DP73	7300	Drop plate for 7300	44.00
DP74	7400	Drop plate for 7400	44.00
DP86	8600, 7000	Drop plate for closer with slim cover	44.00
DP86FC	8600, 7400	Drop plate for closer with full cover	44.00
DP89	8900	Drop plate for PA where top rail is < 5-3/4"	44.00
BP93	TS93	Backplate for TS93	44.00


**Conversion Plates (P)**

Item	Applicable Series	Description	Painted Finish \$
4040R	8900	LCN 4040 regular 120° mount	68.00
4040P	8900	LCN 4040 parallel arm 180° mount	68.00
4011	8900	LCN 4011 regular 90° mount	68.00
4111	8900	LCN 4111 parallel arm mount	68.00
4011FT	8900	LCN Standard arm shoe	40.00
7500R	8900	Norton 7500 regular mount	68.00
P7500	8900	Norton 7500 parallel arm mount	68.00
8980RPA	8900	DORMA TS83 regular and parallel mount	68.00
4041P86	8600	LCN 4040 regular mount to 8600	68.00
BP86C	8600	Backplate for conversion of 7600/7800 Series to 8600 Series	47.00
BP640C	7400	Backplate to retrofit 7400 to 9-1/16" hole spacing.	11.00
STA BP640C	STA 7400	Backplate with stainless steel fasteners to Examples: DORMA 640, Norton 1600 or Yale 50	23.00
BP600C	7300	Backplate to retrofit 7300 to 8-9/32" hole spacing	42.00

**Brackets and Spacers (B, AC)**

Item	Applicable Series	Description	Painted Finish \$	Plated Finish \$
AB93	TS93	Angle bracket for TS93 PT/PTHO	86.00	262.00
AB89	8900	Angle bracket for 8900	86.00	—
AB86	8600, 7000	Angle bracket for closer with slim cover	86.00	—
AB74	7400	Angle bracket for 7400	86.00	—
AB73	7300	Angle bracket for 7300	86.00	—
P89	8900	Parallel arm soffit bracket, non-hold open arm and plunger hold open arms	27.00	118.00
P86	8600, 7000	Parallel arm soffit bracket, non-hold open arm and plunger hold open arms	27.00	118.00
STA P86 **	STA 8000/7400	Stainless steel parallel arm soffit bracket, non-hold open	83.00	119.00
PHB	8000, 7000	Parallel friction hold open bracket	27.00	—
PFT	8000, 7000	Parallel flush transom bracket	40.00	—
PD	8000, 7000	Parallel drop bracket, non-hold open arms	51.00	—
MJ 	8000, 7000	Mortised jamb bracket, non-hold open arms	36.00	—
BS	8000, 7000	Blade stop spacer (P86, P89, PHB, and PD)	36.00	—
BSHD	8000, 7400, 7300	Blade stop spacer for use with heavy duty door saver and super parallel arms	42.00	—
NFHD	8000, 7400, 7300	Narrow frame bracket for use with heavy duty door saver and super parallel arms	42.00	—
FTHD	8000, 7400, 7300	Flush transom bracket for use with heavy duty door saver and super parallel arms	69.00	—

\*\* Architectural finishes for STA P86 available in 630 ONLY.

 When used with flat form non-hold open arms, the MJ bracket must be used with a special length arm.

**Fastener Packs (F)**

<b>Item</b>	<b>Applicable Series</b>	<b>Description</b>	<b>Painted Finish \$</b>
SN1	8900	(4) each 1/4-20 sex nuts for 1-3/4" door	11.00
SN2	8900, STA	(4) each 1/4-20 sex nuts for 1-3/8" door	11.00
STASN1	STA 8000/7400	(4) each 1/4-20 sex nuts for 1-3/4" door, clear powder coat	15.00
SN3	TS93, GSR	(4) each 10-32 sex nuts for 1-3/4" door	11.00
SN4	TS93, GSR	(4) each 10-32 sex nuts for 1-3/8" door	11.00
SNB1	8600, 7000	(4) each 1/4-20 sex nuts and machine screws for 1-3/4" door	13.00
SNB2	8600, 7000	(4) each 1/4-20 sex nuts and machine screws for 1-3/8" door	13.00
COMBO	8600, 7000	Screw pack with fasteners that are a wood/machine screw combination	15.00
DPK86	8600, 7000	All fasteners to be self drilling fasteners	15.00
DPK89	8900	All fasteners to be self drilling fasteners	15.00
TPK86	8600, 7000	All fasteners to be self tapping fasteners	15.00
TPK89	8900	All fasteners to be self tapping fasteners	15.00
TX86	8600, 7000	All exposed fasteners to be Torx security fasteners (n/a with track applications)	43.00
TX89	8900	All exposed fasteners to be Torx security fasteners (n/a with track applications)	43.00
AWS	8600, 7000	All wood screws	15.00
STASCRPK	STA 8000/7400	Stainless steel tri-pack closer fastener pack	43.00

**Covers, Full Covers, and Accessories (C, AC)**

Item	Applicable Series	Description	Painted Finish \$	Plated Finish \$
CAP	8600, 7000	Dust cap to cover exposed pinion of closer	10.00	—
COV	8600, 7000	Slim plastic cover	30.00	—
FC	8000, 7400	Full plastic cover	36.00	—
FCSL	8000, 7400	Full plastic slotted cover (low ceiling conditions)	36.00	—
FMC	8900, 8600	Full metal cover (Handed for TJ/JT ([FMCL/FMCR])	44.00	197.00
FMC LL	8900, 8600	Full metal cover, lead lined. Handed & Non-Handed	196.00	350.00
STA FMC **	STA 8000/7400	Stainless steel full metal cover	196.00	—
EC93	TS93	End caps for full metal cover	23.00	—
FMC LEC	TS93	Full metal cover	52.00	222.00
FMC	TS93	Full metal cover w/end caps	60.00	236.00

**NOTES:** 7400 closers are not furnished to accept FC, FCSL, or FMC unless specified at time of order.

\*\* Architectural finish for STA FMC available in 630 FINISH ONLY.

**8000 Series Non-Hold Open Arms (A)**

Item	Applicable Series	Description	Painted Finish \$	Plated Finish \$
AF89P	8900	Arm, flat complete tri-pack NHO w/P89 bracket, 0" to 4" reveal	124.00	365.00
AF89J	8900	Arm, flat complete NHO TJ 4" to 8" reveal	119.00	270.00
AF89	8900	Arm, flat complete NHO Reg. or TJ 0" to 4" reveal	115.00	263.00
AF8MJ	8900, 8600	Arm, flat complete NHO, for use with MJ bracket	119.00	—
AMF89	8900	Arm, main non-hold open x flat adjusting tube	98.00	240.00
RRA	8900	REG, rigid regular mount arm (Flat)	198.00	—
AF86P	8600	Arm, flat complete tri-pack NHO w/P86 bracket, 0" to 4" reveal	118.00	358.00
AF86J	8600	Arm, flat complete NHO TJ 4" to 8" reveal	113.00	262.00
AF86	8600	Arm, flat complete NHO Reg. or TJ 0" to 4" reveal	105.00	257.00
SB04	8000	Shoe and bar, non-hold open flat, 0" to 4" reveal	46.00	158.00
SB48	8000	Shoe and bar, non-hold open flat, 4" to 8" reveal	46.00	158.00

**8000 and 7000 Series Non-Hold Open Arms (A)**

Item	Applicable Series	Description	Painted Finish \$	Plated Finish \$
ARP	8600, 7000	Arm, round complete tri-pack, NHO 8 mm rod w/ P86 bracket, 0" to 4" reveal	103.00	350.00
ARJ	8600, 7000	Arm, round complete, NHO 10 mm rod, top jamb 4" to 8" reveal	99.00	261.00
AR	8600, 7000	Arm, round complete, NHO 8 mm rod, regular or top jamb 0" to 4" reveal	93.00	247.00
AO8P	8600, 7000	PA, REG & TJ secured elbow for reveals to 4" (round)	103.00	—
AO8	8600, 7000	REG or TJ secured elbow for reveals to 4" (round)	93.00	—
STA ARP **	STA 8000/7400	Stainless steel arm, round complete tri-pack, NHO 8 mm rod w/ stainless steel P86 bracket, 0" to 4" reveal	323.00	417.00
STA AR **	STA 8000/7400	Stainless steel arm, round complete, NHO 8 mm rod, regular or top jamb 0" to 4" reveal	249.00	296.00
ARNPP	8600, 7000	Arm, round complete tri-pack, NHO narrow profile 8 mm rod w/ P86 bracket 0" to 4" reveal	103.00	—
ARNPJ	8600, 7000	Arm, round complete, NHO narrow profile 10 mm rod, top jamb 4" to 8" reveal	99.00	—
ARNP	8600, 7000	Arm, round complete, NHO narrow profile , 8 mm rod regular or top jamb 0" to 4"	93.00	—
SR04	8600, 7000	Shoe and 8 mm round rod for 0" to 4" reveal	43.00	153.00
SR48	8600, 7000	Shoe and 10 mm round rod for 4" to 8" reveal	45.00	158.00
STA SR04 **	STA 8000/7400	Stainless steel shoe and 8 mm rod for 0" to 4" reveal	70.00	88.00

\*\* Architectural finishes for STA ARP, STA AR, STA AMR04 and STA SRO4 only available in 630 finish.

**Door Saver and Door Saver Hold Open Arms/Accessories (8900/8600/7400/7300 Series) (A)**

Item	Applicable Series	Description	Painted Finish \$	Plated Finish \$
DS	8000, 7000	Arm, door saver cushion parallel mount complete	195.00	430.00
DST	8000, 7000	Arm, door saver cushion thumb turn hold open parallel mount complete	260.00	495.00
SDS	8000, 7000	Arm, door saver spring cushion parallel mount complete	354.00	585.00
SDST	8000, 7000	Arm, door saver spring cushion thumb turn hold open parallel mount complete	421.00	645.00
BUMPERDS	8000, 7000	Bumper cushion and screw for door saver arm	36.00	—
SSPRINGDS	8000, 7000	Spring door saver, spring stop assembly complete	93.00	197.00
CS	TS93	Cushion stop to help stop door in normal opening	51.00	—

**Super Parallel Arm and Super Parallel Hold Open Arms/Accessories (8900/8600/7400/7300 Series) (A)**

Item	Applicable Series	Description	Painted Finish \$	Plated Finish \$
SPA	8000, 7000	Arm, super parallel mount complete	152.00	385.00
SPAT	8000, 7000	Arm, super parallel mount thumb turn hold open complete	215.00	447.00

**Cushion and Spring Cushion Arms (8900/8600/7400/7300 Series) (A)**

Item	Applicable Series	Description	Painted Finish \$	Plated Finish \$
IS	8000, 7000	Arm, cushion complete w/bumper, reg mount	398.00	660.00
ISH	8000, 7000	Arm, hold open cushion complete w/ bumper, reg mount	488.00	—
SIS	8000, 7000	Arm, spring cushion complete w/ bumper, regular or top jamb mount for 0" to 3-1/2" reveal	524.00	805.00
SISH	8000, 7000	Arm, spring cushion hold open complete w/ bumper, reg or top jamb mount 0" to 3-1/2" reveal	602.00	—
ISJ	8000, 7000	Arm, cushion complete w/ bumper for TJ 3-1/2" to 6-1/2" reveal	436.00	685.00
ISJH	8000, 7000	Arm, cushion hold open complete w/ bumper for TJ 3-1/2" to 6-1/2" reveal	513.00	—
SISJ	8000, 7000	Arm, spring cushion complete w/ bumper, top jamb mount for 3-1/2" to 6-1/2" reveal	537.00	661.00
SISJH	8000, 7000	Arm, spring cushion hold open complete w/ bumper top jamb mount for 3-1/2" to 6-1/2" reveal	613.00	—



**Cushion and Spring Cushion Arms (8900/8600/7400/7300 Series) (A)**

Item	Applicable Series	Description	Painted Finish \$	Plated Finish \$
SISM03	8000, 7000	Arm, main, cushion/spring cushion, w/ connecting bar for 0 to 3-1/2" reveal	154.00	268.00
SISM36	8000, 7000	Arm, main, cushion/spring cushion top jamb, w/ connecting bar for 3-1/2" to 6-1/2" reveal	208.00	376.00
SISMH36	8000, 7000	Arm, main, cushion/spring cushion top jamb, hold open, w/ connecting bar for 3-1/2 to 6-1/2" reveal	380.00	—
ISST	8000, 7000	Assembly, cushion shoe and connecting arm tube (connects to frame or door, depending on mount)	160.00	248.00
SISST	8000, 7000	Assembly, spring cushion spring stop and connecting arm tube (connects to frame or door, depending on mount)	289.00	512.00
BUMPERIS	8000, 7000	Bumper cushion and attachment hardware for cushion/spring cushion arms	36.00	—

**Friction Hold Open Arms (8000/7000 Series) (A)**

Item	Applicable Series	Description	Painted Finish \$	Plated Finish \$
FHP	8000, 7000	Friction hold open arm complete tri-pack, 0" to 4" reveal	172.00	—
FHJ	8000, 7000	Friction hold open arm complete, for top jamb 4" to 8" reveal	166.00	—
FH	8000, 7000	Arm, friction hold open, complete, for regular or parallel arm	160.00	—
FHM04	8000, 7000	Arm, friction hold open main and adjusting tube, 0" to 4" reveal	98.00	—
FHM48	8000, 7000	Arm, friction hold open main and adjusting tube, 4" to 8" reveal	108.00	—
FHSB	8000, 7000	Shoe and bar, friction hold open	96.00	—

**Plunger Hold Open Arms (8900/8600 Series) (A)**

Item	Applicable Series	Description	Painted Finish \$	Plated Finish \$
PHP	8900, 8600	Arm, plunger hold open complete for parallel or top jamb mount 1-1/2" to 3-1/2" reveal	252.00	666.00
PH	8900, 8600	Arm, plunger hold open complete for regular or top jamb mount 0" to 1-1/2" reveal	245.00	546.00
PHM	8900, 8600	Arm, main and adjusting tube only, plunger hold open	159.00	519.00
PHSBP	8900, 8600	Shoe and bar, plunger hold open, parallel or top jamb 1-1/2" to 3-1/2" reveal	99.00	238.00
PHSB	8900, 8600	Shoe and bar, plunger hold open, regular or top jamb 0" to 1-1/2" reveal	80.00	227.00

**Track and Track Hold Open Arms/Accessories (TS93/8900/8600/7400/7300 Series) (A)**

Item	Applicable Series	Description	Painted Finish \$	Plated Finish \$
T93	TS93	Arm/slide channel complete (pull side)	250.00	550.00
T	8000, 7400, 7300	Arm/slide channel complete, door or frame mount (pull side) T/JT/FT	200.00	468.00
ST	TS93	Arm/slide channel complete, spring stop arm (pull side)	442.00	889.00
PT93	TS93	Arm/slide channel complete, soffit mount (push side)	283.00	537.00
PT	8000, 7400, 7300	Arm/slide channel complete, soffit mount (push side)	236.00	501.00
SPT	TS93	Arm/slide channel complete, spring stop arm (push side)	442.00	889.00
TDE	8000, 7400, 7300	Arm/slide channel complete, double egress frame mount (pull side)	284.00	—
T93H	TS93	Arm/slide channel complete, hold open (pull side)	283.00	583.00
TH	8000, 7400, 7300	Arm/slide channel complete, door or frame mount hold open (pull side) TH/JTH/FTH	236.00	501.00
STH	TS93	Arm/slide channel complete, spring stop arm hold open (pull side)	474.00	915.00
PT93H	TS93	Arm/slide channel complete, soffit mount hold open (push side)	283.00	583.00
PTH	8000, 7400, 7300	Arm/slide channel complete, soffit mount hold open (push side)	267.00	535.00
TDEH	8000, 7400, 7300	Arm/slide channel complete, double egress frame mount hold open (pull side)	317.00	—
TPKT90	8900	Arm/slide channel complete, all 90° to 119°	236.00	—
T93PKT90	TS93	Arm/slide channel complete, all 90° to 119° pocket	283.00	—
T93PKT170	TS93	Arm/slide channel complete, 120° to 170° pocket	283.00	—
T93PKT180	TS93	Arm/slide channel complete, 170° to 180° pocket (specify hand)	333.00	—
THKIT	8000, 7400, 7300	Replacement hold open assembly for track installations	88.00	—
THKIT93ONLY	TS93	Replacement hold open assembly for track installations	98.00	—

**Carry Bars and Extension Kits (AC)**

Item	Applicable Series	Description	Painted Finish \$	Plated Finish \$
MK397	GSR	Carry bar — up to 3-6" wide doors	60.00	118.00
MK398	GSR	Carry bar — 3-6" and wider doors	65.00	140.00
GSR EXT KIT	GSR	Cover and connecting rod extension kit — openings over 8' wide	249.00	N/A

**Touch Up Paint**

<b>Item</b>	<b>Applicable Series</b>	<b>Description</b>	<b>List \$</b>
PNT689	All	Aluminum aerosol spray paint	46.00
PNT690	All	Statuary bronze aerosol spray paint	46.00
PNT691	All	Dull bronze aerosol spray paint	46.00
PNT693	All	Black aerosol spray paint	46.00
PNT695	All	Dark duranodic bronze aerosol spray paint	46.00
PNT696	All	Gold aerosol spray paint	46.00
PNT689 CASE	All	Aluminum aerosol spray paint, case of 6	226.00
PNT690 CASE	All	Statuary bronze aerosol spray paint, case of 6	226.00
PNT691 CASE	All	Dull bronze aerosol spray paint, case of 6	226.00
PNT693 CASE	All	Black aerosol spray paint, case of 6	226.00
PNT695 CASE	All	Dark duranodic bronze aerosol spray paint, case of 6	226.00
PNT696 CASE	All	Gold aerosol spray paint, case of 6	226.00

## EMR/EMF Series

### Fire/Life Safety (C, AC, F)

Item	Applicable Series	Description	List \$
COV	8600	Slim plastic closer body cover	30.00
FC	8900/8600	Full plastic closer body cover	36.00
FMC	8900/8600	Full metal closer body cover (specify hand)	44.00
SN1	8900	(4) each 1/4-20 sex nuts for 1-3/4" door	11.00
SN3	TS93	(4) each 10-32 sex nuts for 1-3/4" door	11.00
SNB1	8600	(4) each 1/4-20 sex nuts and machine screws for 1-3/4" door	13.00
SD2	EMR	Replacement detector module	648.00
RFR	All	Radio frequency receiver for wireless release of hold open	421.00
HHRFT1	All	Hand held transmitter for wireless release of hold open	209.00
TRANSF	All	120 VAC to 24 VAC Transformer (External)	86.00
SCRPKEMRDET	EMR	EMR Standoff for SD-2 Detector Replacement (EMR)	9.00
TERMINALBLOCK	EMF	Screw-in replacement terminal block 4-pin/white	10.00

**1800 Series**

(C, AC, F)

Item	Description	List \$
SN1	(4) each 1/4-20 sex nuts for 1-3/4" door	8.40
SNB1	(4) each 1/4-20 sex nuts and machine screws for 1-3/4" door	10.80
EXPKIT	Exposed wiring bracket	47.00
SFKIT	Swing free kit	65.00
SOL1800	1800 replacement solenoid 24 VAC/DC	439.00
SD2	Replacement detector module	648.00
AR	Arm round complete 0"-4" reveal	93.00
ARJ	Arm round complete, NHO 10mm rod, top jamb 4" to 8" reveal	100.00
RFR	Radio frequency receiver for wireless release of hold open	421.00
HHRFT1	Hand held transmitter for wireless release of hold open	209.00
CAMDRIVE	Replacement Hold Open Cam/Cam Drive	31.00
TRANSF	120 VAC to 24 VAC Transformer	86.00
FMC1800	Replacement cover for 1800 Series (specify arm type and hand)	189.00
T-ARM1800	Track and arm assembly for 1800 Series	116.00

## EM Series

(B, F, P, AC)

Item	Description	689/695 Finish \$	696 Finish \$
ER1.5 **	1-1/2" extension rod	89.00	—
2 **	2" extension rod	102.00	—
ER7 **	6-3/8"–8" adjustable extension rod	115.00	—
ER12 **	8-3/8"–12" adjustable extension rod	124.00	—
CPSHORT	2" projection catch plate (door portion)	132.00	151.00
CPLONG	2-5/8" projection catch plate (door portion)	149.00	169.00
EMDPPK **	Door plate pack, (plate, bracket and fasteners)	51.00	—
EMSCRPK **	Universal fastener pack for all EM models	35.00	—
EMSURFPK **	Surface mount box and fastener pack for EM 509	116.00	—
EMFACEPLTPK **	Brackets and fastener pack for all EM face plates	34.00	—

\*\* Available in 689 finish only.

## BTS Series

### Floor Closers with Cement Cases, Less Spindle (CB)

Item	Description	List \$
BTS80 - Sz 4,6	Floor closer for non-labeled doors (previously Sz 2 and Sz 3, respectively)	1,502.00
BTS80 - Sz 3	Floor closer for non-fire rated, light opening force requirements (previously BFE)	1,502.00
BTS80 F - Sz 5	Floor closer for fire doors (specify hand)	1,502.00
BTS80 BOX	BTS 80 cement case only	125.00
BTS75V - NHO	Floor closer for non-labeled doors or fire doors	1,536.00
BTS75V BF - NHO	Floor closer for non-labeled doors	1,377.00
BTS75V - 90° HO	Floor closer for non-labeled doors	1,377.00
BTS75V - 105° HO	Floor closer for non-labeled non-fire rated doors	1,456.00
BTS75V BF - 90° HO	Floor closer for non-labeled doors	1,456.00
BTS75V BOX	BTS75V cement case only	1,456.00
BTS80 EMB - Sz 5	Floor closer w/ electro-hydraulic hold open (specify hand)	3,138.00

### Interchangeable Spindles (AC)

Item	Description	List \$
74003	5/16" clearance spindle	106.00
74005	1/2" clearance spindle	106.00
74007	5/8" clearance spindle	106.00
74010	3/4" clearance spindle	106.00
74012	13/16" clearance spindle	140.00
74015	7/8" clearance spindle	140.00
74020	1-1/8" clearance spindle	140.00
74025	1-5/16" clearance spindle	140.00
74030	1-1/2" clearance spindle	140.00
74035	1-11/16" clearance spindle	140.00
74040	1-7/8" clearance spindle	140.00
74045	2-1/16" clearance spindle	140.00
74050	2-5/16" clearance spindle	140.00

**Interchangeable Spindles (Center Hung, Single Acting Packages)\*\* (AC)**

Item	Description	List \$
80003	5/16" clearance spindle	106.00
80005	1/2" clearance spindle	106.00
80010	3/4" clearance spindle	106.00
80015	7/8" clearance spindle	140.00
80020	1-1/8" clearance spindle	140.00
80025	1-5/16" clearance spindle	140.00
80030	1-1/2" clearance spindle	140.00

\*\* Specify Hand

**Floor Plates (AC)**

Item	Description	Plated Finish \$
7410	Floor plate for BTS 80, 80 F, 80 EMB closers	162.00
7510	Floor plate for BTS 75V closers	162.00

**Center Hung Bottom Arms (A)**

Item	Description	List \$
7421	Bottom arm for wood or steel doors	108.00
7422	Bottom arm for aluminum door	150.00

**Center Hung Top Pivots (A, AC)**

Item	Description	Painted Finish \$	Plated Finish \$
8062	Complete top pivot	185.00	185.00
8062 COV	Cover only	35.00	35.00
HD8062	Heavy-duty complete top pivot	558.00	558.00



**3/4" Offset Hung Top Pivots (A)**

Item	Description	Painted Finish \$	Plated Finish \$
75120	Full mortise standard top pivot	279.00	279.00
75122	Full mortise top pivot — 20 minute rated fire door	308.00	308.00
75133	Full mortise top pivot — 3 hour rated fire door	367.00	631.00
75140	Full mortise top pivot — 1-3/4" lead-lined doors	514.00	514.00
75140-2	Full mortise top pivot — 2" lead-lined doors	572.00	572.00
75140-2-1/4	Full mortise top pivot — 2-1/4" lead-lined doors	572.00	572.00
75140-2-1/2	Full mortise top pivot — 2-1/2" lead-lined doors	572.00	572.00
75140-3	Full mortise top pivot — 3" lead-lined doors	572.00	572.00
75142	Full mortise top pivot — 20 minute rated, 1-3/4" lead-lined doors	549.00	549.00
75142-2	Full mortise top pivot — 20 minute rated, 2" lead-lined doors	614.00	614.00
75142-2-1/4	Full mortise top pivot — 20 minute rated, 2-1/4" lead-lined doors	614.00	614.00
75142-2-1/2	Full mortise top pivot — 20 minute rated, 2-1/2" lead-lined doors	614.00	614.00
75142-3	Full mortise top pivot — 20 minute rated, 3" lead-lined doors	614.00	614.00
75143	Full mortise top pivot — 3 hour rated, 1-3/4" lead-lined doors	618.00	838.00
75143-2	Full mortise top pivot — 3 hour rated, 2" lead-lined doors	698.00	921.00
75143-2-1/4	Full mortise top pivot — 3 hour rated, 2-1/4" lead-lined doors	698.00	921.00
75143-2-1/2	Full mortise top pivot — 3 hour rated, 2-1/2" lead-lined doors	698.00	921.00
75143-3	Full mortise top pivot — 3 hour rated, 3" lead-lined doors	698.00	921.00

**3/4" Offset Hung Intermediate Pivots (A) \*\***

Item	Description	Painted Finish \$	Plated Finish \$
75220	Full mortise standard intermediate pivot	397.00	397.00
75222	Full mortise intermediate pivot — 20 minute rated fire door	426.00	426.00
75233	Full mortise intermediate pivot — 3 hour rated fire door	448.00	861.00
75240	Full mortise intermediate pivot — 1-3/4" lead-lined doors	596.00	596.00
75240-2	Full mortise intermediate pivot — 2" lead-lined doors	657.00	657.00
75240-2-1/4	Full mortise intermediate pivot — 2-1/4" lead-lined doors	657.00	657.00
75240-2-1/2	Full mortise intermediate pivot — 2-1/2" lead-lined doors	657.00	657.00
75240-3	Full mortise intermediate pivot — 3" lead-lined doors	657.00	657.00
75242	Full mortise intermediate pivot — 20 minute rated, 1-3/4" lead-lined doors	631.00	631.00
75242-2	Full mortise intermediate pivot — 20 minute rated, 2" lead-lined doors	696.00	696.00
75242-2-1/4	Full mortise intermediate pivot — 20 minute rated, 2-1/4" lead-lined doors	696.00	696.00
75242-2-1/2	Full mortise intermediate pivot — 20 minute rated, 2-1/2" lead-lined doors	696.00	696.00
75242-3	Full mortise intermediate pivot — 20 minute rated, 3" lead-lined doors	696.00	696.00
75243	Full mortise intermediate pivot — 3 hour rated, 1-3/4" lead-lined doors	646.00	1,251.00
75243-2	Full mortise intermediate pivot — 3 hour rated, 2" lead-lined doors	731.00	1,332.00
75243-2-1/4	Full mortise intermediate pivot — 3 hour rated, 2-1/4" lead-lined doors	731.00	1,332.00
75243-2-1/2	Full mortise intermediate pivot — 3 hour rated, 2-1/2" lead-lined doors	731.00	1,332.00
75243-3	Full mortise intermediate pivot — 3 hour rated, 3" lead-lined doors	731.00	1,332.00

\*\* All intermediate pivots are handed.

**3/4" Offset Hung Bottom Arms (A, AC) ▲**

Item	Description	Painted Finish \$	Plated Finish \$
75323	Standard and heavy-duty bottom arm w/cover cap	151.00	151.00
CAP .75	Cover cap only for 75323 (specify hand)	53.00	53.00
75343	Standard and heavy-duty bottom arm, 1-3/4" lead-lined doors	481.00	481.00
75343-2	Standard and heavy-duty bottom arm, 2" lead-lined doors	538.00	538.00
75343-2-1/4	Standard and heavy-duty bottom arm, 2-1/4" lead-lined doors	538.00	538.00
75343-2-1/2	Standard and heavy-duty bottom arm, 2-1/2" lead-lined doors	538.00	538.00
75343-3	Standard and heavy-duty bottom arm, 3" lead-lined doors	538.00	538.00

▲ All bottom arms are handed.

**1-1/2" Offset Hung Top Pivots (A)**

Item	Description	Painted Finish \$	Plated Finish \$
15120	Full mortise standard top pivot	431.00	431.00
15122	Full mortise top pivot — 20 minute rated fire door	481.00	481.00
15133	Full mortise top pivot — 3 hour rated fire door	522.00	945.00

**1-1/2" Offset Hung Intermediate Pivots (A) \*\***

Item	Description	Painted Finish \$	Plated Finish \$
15220	Full mortise standard intermediate pivot	596.00	596.00
15222	Full mortise intermediate pivot — 20 minute rated fire door	646.00	646.00
15233	Full mortise intermediate pivot — 3 hour rated fire door	663.00	1,161.00

\*\* All intermediate pivots are handed.

**1-1/2" Offset Hung Bottom Arms (A, AC) ▲**

Item	Description	Painted Finish \$	Plated Finish \$
15323	Standard and heavy-duty bottom arm w/cover cap (specify hand)	377.00	377.00
CAP 1.5	Cover cap only for 15323 (specify hand)	54.00	54.00

▲ All bottom arms are handed.

**Electrified Pivots (A)**

Item	Description	Painted Finish \$	Plated Finish \$
75200	Thru-wire 3/4" offset intermediate pivot — 8 wire**	739.00	739.00
E80622	Thru-wire center hung top pivot — 2 wire	808.00	808.00
E80624	Thru-wire center hung top pivot — 4 wire	808.00	808.00

\*\* All intermediate pivots are handed.

**Pocket Pivots (A)**

Item	Description	Painted Finish \$	Plated Finish \$
75520	Standard pocket pivot	600.00	722.00
75523	3 hour rated pocket pivot	633.00	762.00

**Miscellaneous (A, AC)**

Item	Description	Painted Finish \$	Plated Finish \$
7451N	Slide arm assembly for independently hung doors	294.00	584.00
7451N-A (Arm plated only)	Slide arm assembly for independently hung doors	294.00	444.00
TP80	▲ Terrazo pan for BTS 80, 80 F, 80 EMB — 3/4" offset (Handed)	728.00	—
TP80 CH	▲ Terrazo pan for BTS 80, 80 F, 80 EMB — Center hung or 1-1/2" offset	661.00	—
TP75	▲ Terrazo pan for BTS 75V — 3/4" offset (Handed)	693.00	—
TP75 CH	▲ Terrazo pan for BTS 75V — Center hung or 1-1/2" offset	628.00	—
SC2	Sealing compound	103.00	—

▲ Terrazo pans are available stainless steel only.

ITS Series  
(CB, AC)

Item	Description	List \$
ITS9613	Closer body only, size 1-3	734.00
ITS9625	Closer body only, size 2-5	734.00
THKIT	ITS hold open kit	88.00
BRKT ITS WOOD	Wood frame mounting kit	44.00
BRKT ITS METAL	Steel frame mounting kit	44.00

## RTS Series






### Overhead Concealed Closers with Mounting Brackets (CB)


Item	Description	Painted Finish \$	Plated Finish \$
RTS88 105° NHO -Sz 3, 4, BFI, BFE	Closer with 105° bumper without hold open	566.00	—
RTS88 105° HO -Sz 3 4, BFI or BFE	Closer with 105° bumper with 105° hold open	566.00	—
RTS88 90° NHO -Sz 2, 3 or 4	Closer with 90° bumper without hold open	566.00	—
RTS88 90° HO - Sz 2, 3 or 4	Closer with 90° bumper and 90° hold open	566.00	—

**NOTES:**

- RTS88 closer bodies are painted 689 only.
- RTS88 products are available with a N/C 5 mm extended spindle for optimal spindle bite.

### Side Load Components (A, AC)

Item	Description	Painted Finish \$	Plated Finish \$
8831 	Closer arm, 1/2" top rail	152.00	—
8832 	Closer arm, wood door	256.00	—
8570 	Floor pivot, 1-15/16" rail	125.00	—
8572 	Threshold pivot, 1-9/16" rail	102.00	—
7421 	Bottom arm for wood or steel doors	108.00	—
7471K	Center or offset hung standard duty floor bearing	150.00	150.00
7471K COV	Cover plate only for 7471K	59.00	59.00

 Components available in zinc plated finish only.

### End Load Components (A)

Item	Description	List \$
8835	Closer arm, 1" top rail	154.00
8836	Closer arm, 7/8" top rail	154.00
8836S	Closer arm, 7/8" top rail glass door shoe	263.00
8837	Closer arm, 5/8" top rail	154.00
8838	Closer arm, 3/4" top rail	154.00
8852	Floor pivot, 7/8" bottom rail	106.00
8853	Floor pivot, 1-9/16" bottom rail	106.00
8855	Threshold pivot, 7/8" bottom rail	106.00
8856	Threshold pivot, 1-3/8" bottom rail	106.00
8857	Threshold pivot, 1-9/16" bottom rail	106.00

**Offset Hung Components (A, AC)**

Item	Description	List \$
8812	Slide arm and channel, 3/4" rail	228.00
8812 Block	Replacement slide shoe	24.00
8511	Slide arm cover/applied stop (specify hand)	372.00

**Offset Hung Components (AC)**

Item	Description	Painted Finish \$	Plated Finish \$
8561	Wood frame cover plate	96.00	215.00
8563	Aluminum frame cover plate	96.00	—
8575	Steel frame cover plate	96.00	215.00

**Miscellaneous Components (B, AC)**

Item	Description	List \$
8521E	Add-on 1-5/16" spindle extension	83.00
8532	Steel header closer mounting channel	83.00
8820J	Conversion bracket kit for Jackson replacement	27.00

## LM Series

### Center Hung Bottom Arms (A)

Item	Description	List \$
7421	Bottom arm for wood or steel doors	108.00
7422	Bottom arm for aluminum door	154.00

### Center Hung Top Pivots (A, AC)

Item	Description	Painted Finish \$	Plated Finish \$
8062	Complete top pivot	185.00	185.00
8062.5	Frame portion only, special 1/2" diameter pin	151.00	151.00
8062.6	Frame portion only, standard pin	133.00	133.00
HD8062	Heavy-duty complete top pivot	603.00	603.00
8062 EXT PIN	Extended pin only	68.00	—
8062 LOWER	Door portion only	47.00	—
8062 COV	Cover only	35.00	35.00

### 3/4" Offset Hung Top Pivots (A)

Item	Description	Painted Finish \$	Plated Finish \$
75120	Full mortise standard top pivot	279.00	279.00
75120/102	Full mortise standard top pivot, for pull side reveal condition (specify hand)	448.00	448.00
75122	Full mortise top pivot — 20 minute rated fire door	308.00	308.00
75133	Full mortise top pivot — 3 hour rated fire door	367.00	631.00
75140	Full mortise top pivot — 1-3/4" lead-lined doors	514.00	514.00
75140-2	Full mortise top pivot — 2" lead-lined doors	572.00	572.00
75140-2-1/4	Full mortise top pivot — 2-1/4" lead-lined doors	572.00	572.00
75140-2-1/2	Full mortise top pivot — 2-1/2" lead-lined doors	572.00	572.00
75140-3	Full mortise top pivot — 3" lead-lined doors	572.00	572.00
75142	Full mortise top pivot — 20 minute rated, 1-3/4" lead-lined doors	549.00	549.00
75142-2	Full mortise top pivot — 20 minute rated, 2" lead-lined doors	614.00	614.00
75142-2-1/4	Full mortise top pivot — 20 minute rated, 2-1/4" lead-lined doors	614.00	614.00
75142-2-1/2	Full mortise top pivot — 20 minute rated, 2-1/2" lead-lined doors	614.00	614.00
75142-3	Full mortise top pivot — 20 minute rated, 3" lead-lined doors	614.00	614.00
75143	Full mortise top pivot — 3 hour rated, 1-3/4" lead-lined doors	618.00	838.00
75143-2	Full mortise top pivot — 3 hour rated, 2" lead-lined doors	698.00	921.00
75143-2-1/4	Full mortise top pivot — 3 hour rated, 2-1/4" lead-lined doors	698.00	921.00
75143-2-1/2	Full mortise top pivot — 3 hour rated, 2-1/2" lead-lined doors	698.00	921.00
75143-3	Full mortise top pivot — 3 hour rated, 3" lead-lined doors	698.00	921.00

**3/4" Offset Hung Intermediate Pivots \*\***

Item	Description	Painted Finish \$	Plated Finish \$
75220	Full mortise standard intermediate pivot	398.00	398.00
75222	Full mortise intermediate pivot — 20 minute rated fire door	426.00	426.00
75233	Full mortise intermediate pivot — 3 hour rated fire door	448.00	861.00
75240	Full mortise intermediate pivot — 1-3/4" lead-lined doors	596.00	596.00
75240-2	Full mortise intermediate pivot — 2" lead-lined doors	657.00	657.00
75240-2-1/4	Full mortise intermediate pivot — 2-1/4" lead-lined doors	657.00	657.00
75240-2-1/2	Full mortise intermediate pivot — 2-1/2" lead-lined doors	657.00	657.00
75240-3	Full mortise intermediate pivot — 3" lead-lined doors	657.00	657.00
75242	Full mortise intermediate pivot — 20 minute rated 1-3/4" lead-lined doors	631.00	631.00
75242-2	Full mortise intermediate pivot — 20 minute rated 2" lead-lined doors	696.00	696.00
75242-2-1/4	Full mortise intermediate pivot — 20 minute rated 2-1/4" lead-lined doors	696.00	696.00
75242-2-1/2	Full mortise intermediate pivot — 20 minute rated 2-1/2" lead-lined doors	696.00	696.00
75242-3	Full mortise intermediate pivot — 20 minute rated 3" lead-lined doors	696.00	696.00
75243	Full mortise intermediate pivot — 3 hour rated 1-3/4" lead-lined doors	694.00	1,341.00
75243-2	Full mortise intermediate pivot — 3 hour rated 2" lead-lined doors	731.00	1,332.00
75243-2-1/4	Full mortise intermediate pivot — 3 hour rated 2-1/4" lead-lined doors	731.00	1,332.00
75243-2-1/2	Full mortise intermediate pivot — 3 hour rated 2-1/2" lead-lined doors	731.00	1,332.00
75243-3	Full mortise intermediate pivot — 3 hour rated 3" lead-lined doors	731.00	1,332.00

\*\* All intermediate pivots are handed.



**3/4" Offset Hung Bottom Arms (A, AC)**

Item	Description	Painted Finish \$	Plated Finish \$
75320	Side jamb bottom pivot (specify hand)	512.00	512.00
75323	Standard and heavy-duty bottom arm w/ cover cap (specify hand)	151.00	151.00
CAP .75	Cover cap only for 75323 (specify hand)	53.00	53.00
75343	Standard and heavy-duty bottom arm — 1-3/4" lead-lined doors (specify hand)	481.00	481.00
75343-2	Standard and heavy-duty bottom arm — 2" lead-lined doors (specify hand)	538.00	538.00
75343-2-1/4	Standard and heavy-duty bottom arm — 2-1/4" lead-lined doors (specify hand)	538.00	538.00
75343-2-1/2	Standard and heavy-duty bottom arm — 2-1/2" lead-lined doors (specify hand)	538.00	538.00
75343-3	Standard and heavy-duty bottom arm — 3" lead-lined doors (specify hand)	538.00	538.00

**1-1/2" Offset Hung Top Pivots (A)**

Item	Description	Painted Finish \$	Plated Finish \$
15120	Full mortise standard top pivot	431.00	431.00
15122	Full mortise top pivot — 20 minute rated fire door	481.00	481.00
15133	Full mortise top pivot — 3 hour rated fire door	522.00	945.00

**1-1/2" Offset Hung Intermediate Pivots (A) \*\***

Item	Description	Painted Finish \$	Plated Finish \$
15220	Full mortise standard intermediate pivot	596.00	596.00
15222	Full mortise intermediate pivot — 20 minute rated fire door	646.00	646.00
15233	Full mortise intermediate pivot — 3 hour rated fire door	663.00	1,161.00

\*\* All intermediate pivots are handed.

**1-1/2" Offset Hung Bottom Arms (A, AC)**

Item	Description	Painted Finish \$	Plated Finish \$
15323	Standard and heavy-duty bottom arm w/ cover cap (specify hand)	377.00	377.00
CAP 1.5	Cover cap only for 15323 (specify hand)	54.00	54.00

Floor Bearings		Painted Finish \$	Plated Finish \$
7471K	Center or offset hung standard duty floor bearing	150.00	150.00
7171K EXT	Center or offset hung standard duty floor bearing with extended spindle. Available in 5 mm increments. Specify 5 mm to 45 mm in height.	203.00	203.00
7471K COV	Cover plate only for 7471K	56.00	56.00
7471HD/74005	Center or offset hung heavy duty floor bearing (includes 74005)	—	768.00

Electrified Pivots		Painted Finish \$	Plated Finish \$
75200	Thru-wire 3/4" offset intermediate pivot — 8 wire	739.00	739.00
E80622	Thru-wire center hung top pivot — 2 wire	808.00	808.00
E80624	Thru-wire center hung top pivot — 4 wire	808.00	808.00

Pocket Pivots		Painted Finish \$	Plated Finish \$
75520	Standard pocket pivot	600.00	722.00
75523	3 hour rated pocket pivot	633.00	762.00

Interchangeable Spindles (for use with 7471HD)		Painted Finish \$	Plated Finish \$
74003	9/16" clearance spindle (when used w/ 7471HD)		106.00
74005	3/4" clearance spindle (when used w/ 7471HD, standard)		106.00
74007	7/8" clearance spindle (when used w/ 7471HD)		106.00
74010	1" clearance spindle (when used w/ 7471HD)		106.00
74012	1-1/16" clearance spindle (when used w/ 7471HD)		140.00
74015	1-1/8" clearance spindle (when used w/ 7471HD)		140.00
74020	1-3/8" clearance spindle (when used w/ 7471HD)		140.00
74025	1-9/16" clearance spindle (when used w/ 7471HD)		140.00
74030	1-3/4" clearance spindle (when used w/ 7471HD)		140.00

**900/700 Series**  
**(B)**

Item	Description	Painted Finish \$	Plated Finish \$
7090	Pull side mounting bracket (900/700)	71.00	154.00
900RTSCH	Push side mounting bracket for use with RTS center hung closer. Provides mount for surface applied stop mount plate to prevent screws from damaging RTS closer body.	71.00	154.00



Door  
Hardware



Electronic  
Access & Data



Mechanical  
Key Systems



Lodging  
Systems



Entrance  
Systems



Safe  
Locks



Service

## Our Sustainability Commitment

We are committed to fostering a sustainable development along our entire value chain in line with our economic, environmental and social responsibilities toward current and future generations.

PL34 08-25

dormakaba Canada  
105 Marcel-Laurin Blvd  
Montreal, QC H4N2M3

T: 1 888 539 7226  
**dormakaba.us**  
**ONEdormakaba@dormakaba.com**

