



# Innovative Lock and Door Products

From the Makers of

The Hinge Doctor®



GKL Products  
P.O. Box 1448  
Elk Grove, CA 95759  
Monday thru Friday 9am to 5pm PST

Tel: (888) 446-4337  
Fax: (916) 686-0879  
Email: [Orders@GKLproducts.com](mailto:Orders@GKLproducts.com)



[GKLproducts.com](http://GKLproducts.com)

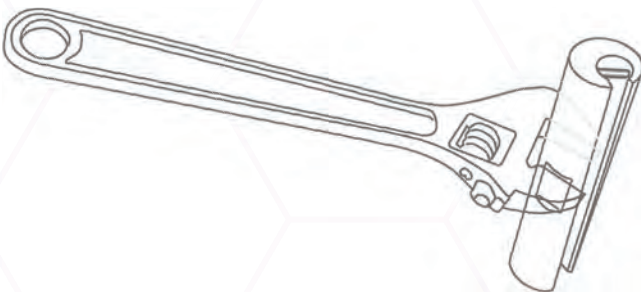
## GKL PRODUCTS CATALOG

January 2023

NEW ITEMS  
see pages  
7 & 9

# THE HINGE DOCTOR®

“REPAIR SAGGING DOORS IN 15 SECONDS”



The Hinge Doctor® is the time saving, hinge restoration tool you have been looking for.


Sagging doors are repaired in seconds with the turn of a wrench! Hinge Doctors® are available in handy kits or individually.



- #HA1D
- #HA3D
- #HA4D

Commercial butt hinges      Ball bearing hinges      Prison & spring hinges

- #HA1D
- #HA3D
- #HA4D



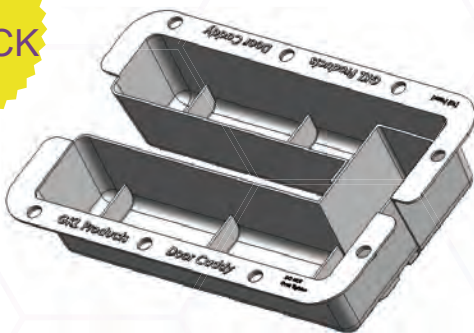
- #HA2 (The Hulk)

Fits residential interior and exterior hinges

Also fits timely door hinges

- #HA2

IT'S  
HERE  
IN STOCK



- WRAP AROUND DOOR CADDY

Tray assembly that temporally affixes to an existing door by way of an integrated clamping system. Catches falling debris that occurs when drilling holes, holds hand tools and much more!

- #DC1



- #TMK (MINI DRIVER KIT)

Kit includes the mini driver set plus 29 individual driver bits.

- #TMK



- PIVOT WRENCH **NEW!**

The PW1 pivot wrench is for adjusting the bottom offset pivots on most storefront doors.

- #PW1



- #TMS (MINI DRIVER SET)

Set includes (1) handle and (1) shank that can be configured in two different ways.

- #TMS



- DOOR LIFTER

Save your back and install doors in a snap with our Door Lifter. Place the Door Lifter beneath the door and easily lift the door into position by simply stepping on the lifter handle.

- #DL2





#UH1A628

#UH1D313

### UNIVERSAL DOOR HANDLE

#UH1A628 (Clear Anodize)

#UH1D313 (Dark Bronze)



### #MGF3 (MAGNETIC FINGER GLOVE)

The MGF3 is a lightweight glove designed for the user who prefers the feel of a slightly thinner glove that provides maximum dexterity.

#MGF3



#MGF1

#MGF2

### #MGF1 (MAGNETIC FINGER)

The MGF1 features a powerful magnet in the tip which allows you to hold and retrieve small metal objects with precise control.

#MGF1 (Front)

#MGF2 (Tip)



### #HL1

### (HERCULOCK EMERGENCY DOOR LOCK)

Easily secures Herculite doors. This “emergency” door lock installs in minutes for late night door lock-up. A quick fix for failed Herculite door locks or any out-swinging doors.

#HL1



### #HS1 (OVERBORING JIG)

The Hole Saw Alignment Guide enables you to re-bore an existing 1.5” diameter hole and turn it into a 2-1/8” diameter (or larger) hole without the use of plywood, “C” clamps, measuring centers or drill fixtures. Hole saw not included.

#HS1



### #HAS1 (SPREADER WEDGE)

Spreader wedge for regular hinges. For forcing door away from hinge toward the door lock

#HAS1

### #HA2X2D SET

For residential applications. Includes HA2AD & HA2BD

#HA2X2D SET

### #HA2X3D KIT

For residential applications and “Timely” door frames. Includes HA2, HA2AD & HA2BD

#HA2X3D KIT

### #HA1-3D KIT

For commercial and residential applications. Includes the HA1D and HA3D along with the HA2 for residential applications.

#HA1-3D KIT

### #HA1&3D SET

For commercial applications. Includes HA1D and HA3D.

#HA1&3D SET

### #HA134D KIT

For commercial and institutional applications. Includes HA1D, HA3D and HA4D

#HA134D KIT

### #HA1-4D KIT

For commercial, institutional and residential applications. Includes HA1D, HA3D, HA4D along with the HA2 for residential applications.

#HA1-4D KIT





HINGE SCREWS

“SPECIAL HINGE SCREWS FOR STRIPPED OUT FRAMES”

RESIDENTIAL 9/11 WOOD

A No.9 Phillips under cut head with a No.11 oversized body. Replace stripped out hinge and strike plate screws in wood doors and frames.


Bright Brass  
#HSP50WSBBR (50Pkg)  
#HSP100WSBBR (100Pkg)



Satin Brass  
#HSP50WSSBR (50Pkg)  
#HSP100WSSBR (100Pkg)



Satin Nickel  
#HSP50WSSNR (50Pkg)  
#HSP100WSSNR (100Pkg)



Antique Brass  
#HSP50WSABR (50Pkg)  
#HSP100WSABR (100Pkg)



Oil Rubbed Bronze  
#HSP50WSOBR (50Pkg)  
#HSP100WSOBR (100Pkg)



COMMERCIAL 12/14 METAL

Self-drilling, self-taping No.14 screws with No.12 Phillips undercut flat head. Replace stripped out hinge, strike plate and door closer screws in steel doors and frames.

Nickel Plated  
#HSP10M (10Pkg)  
#HSP50M (50Pkg)  
#HSP100M (100Pkg)  
#HSP500M (500Pkg)



Short Screws - Nickel Plated  
#HSP100MS - SHORT (100Pkg)  
#HSP500MS - SHORT (500Pkg)



Security Screw - Nickel Plated  
#HSP10MSC (10Pkg)  
#HSP50MSC (50Pkg)  
#HSP100MSC (100Pkg)  
#HSP500MSC (500Pkg)



Black Oxide  
#HSP10MB (10Pkg)  
#HSP50MB (50Pkg)  
#HSP100MB (100Pkg)  
#HSP500MB (500Pkg)



COMMERCIAL 12/14 WOOD

A No.12 Phillips under cut head with a No.14 oversized body. Replace stripped out hinge and strike plate screws in wood doors and frames.

Nickel Plated  
#HSP10W (10Pkg)  
#HSP50W (50Pkg)  
#HSP100W (100Pkg)  
#HSP500W (500Pkg)



Black Oxide  
#HSP10WB (10Pkg)  
#HSP50WB (50Pkg)  
#HSP100WB (100Pkg)  
#HSP500WB (500Pkg)




Yellow Zinc  
#HSP10WYZ (10Pkg)  
#HSP50WYZ (50Pkg)  
#HSP100WYZ (100Pkg)  
#HSP500WYZ (500Pkg)



#BV1 (STOREFRONT DOOR SERVICE AND REPAIR KIT)

The complete set for faceplate installation on storefront doors when fitting with a panic bar or exit device.



#BV1

ADD1A	HSP10W SCREWS	B1 SCREW PACK (2 sets)	B15 – SNAP IN BRIDGE x 6
ADD1D	ADD1 BRACKETS (2 sets)	HSP10M SCREWS	FPRA – RADIUS FACEPLATE FPRD – RADIUS FACEPLATE
ADD2A + Extra Rod	ACORN NUTS FOR MSCA/MSCD x 4	FACEPLATE SCREWS – STAINLESS STEEL x 75	FPFA – FLAT FACEPLATE FPFD – FLAT FACEPLATE
ADD2D + Extra Rod	ADD2 THREADED RODS x 4	FACEPLATE SCREWS – DARK BRONZE x 75	FPBA – BEVELED FACEPLATE FRBD – BEVELED FACEPLATE

PAINT PENS



#PP1 (Dark Bronze)  
#PP2 (Aluminum)  
#PP1-2 KIT (Dark Bronze & Aluminum)

B15ADPT MASTER TOOL KIT

The Bridge Adapter gives support to the GKL Bridge® in medium & wide storefront door stiles.

#B15ADPMK





FACEPLATES

Custom blank faceplates cover the cavity left by a lock removal when fitting the door with a panic bar or exit device.



#FPRA (Radius/Round)



#FPFA (Flat)



#FPBA (Beveled)



#FPRD (Radius/Round)




#FPFD (Flat)



#FPBD (Beveled)



#MSCA



#MSCD



#MST



#GS-LDB



#GS-C/L



#GS-M/R



#GS-SPCR KIT

MAIL SLOT COVERS

These sturdy painted aluminum covers are used to provide mail slot security. Installation is simple and assured. Each mail slot cover comes with a convenient paper template to insure a proper fit. Metal templates are also available.

#MSCA (Clear)

#MSCD (Dark Bronze)

#MST (Template)

THE GRIMESTOPPER

The GS lock protector prevents moisture and dirt from entering the key way. Euro styles available for special order.

#GS-LDB (Large Diameter Base)

#GS-C/L (Camlock)

#GS-M/R (Mortise & Rim)

The GS-SPCR KIT includes two spacers and is for use with long mortise and rim cylinders.

#GS-SPCR KIT

#SV1 (VARIETY HINGE SCREW KIT)

Our complete set of residential and commercial hinge screws.

#SV1



HSP10MB x 10	HSP10W x 10	HSP10WYZ x 10	BI SCREW PACK (2 SETS)	EXPANSION x 10	EXPANSION x 10
HSP10WB x 10	HSP10M x 10	HSP10M - SHORT x 10	BRACKET METAL SCREWS FOR ADD1 x 10	FACEPLATE SCREWS - DARK BRONZE x 75	FACEPLATE SCREWS - STAINLESS STEEL x 75
HSP10WSABR x 10	HSP10WSBBR x 10	HSP10WSOBR x 10	HSP10WSSBR x 10	HSP10WSSNR x 10	#6 METAL SCREW FOR BRIDGE x 10

FACEPLATE SCREWS

#HSPFPA (Clear Aluminum)



#HSPFPD (Dark Bronze)



#MS1 (MEGA SCREWDRIVER)

The 24 inch MEGA Screwdriver / Impact Driver has the power to break rusty and corroded screws loose and remove them with ease. Features a non-slip handle grip, impact slider and a quick change chuck that allows the use of any standard quick change bit.



#MS1



# STOREFRONT DOOR PRODUCTS

“REPAIR OR MODIFY STOREFRONT DOORS WITH A TWIST”

All it takes is a twist of the special key to snap the bridge® into an aluminum framed, narrow stile storefront door. Done in about 10 seconds and ready to accept an MS lock deadbolt, dead latch or a faceplate.



#B15 (SNAP-IN BRIDGE®)

A quick twist with the Spanner Key and it's in place and ready to accept a lock or faceplate.

#B15



#B1A (STOREFRONT DOOR MODIFICATION KIT)

For faceplate installation on storefront doors when fitting with a panic bar or exit device.

Include 3 snap-in Bridges®, 2 blank faceplates (beveled and radius), screws, shims to adjust faceplate height, 1 ADD2A hole filler disc kit and brackets to convert kit to ADD1A disc kit.

#B1A (Clear Anodize)



#SK1 (SPANNER KEY)

Use this pocket-sized tool to install the Bridge® or any hole filler discs.

#SK1



#B1D (STOREFRONT DOOR MODIFICATION KIT)

For faceplate installation on storefront doors when fitting with a panic bar or exit device.

Include 3 snap-in Bridges®, 2 blank faceplates (beveled and radius), screws, shims to adjust faceplate height, 1 ADD2D hole filler disc kit and brackets to convert kit to ADD1D disc kit.

#B1D (Dark Bronze)



#SB1 (STOREFRONT DOOR STARTER KIT)

For lock installation on storefront doors when installing new MS locks or replacing stripped out MS lock mounting screws with GKL Bridges®.

Includes a spanner key, 4 snap-in Bridges®, screws and shims. (2 optional screws are included for each Bridge® for additional stability and holding power if needed)

#SB1



SMALL DISCS WITH BRACKETS

Slip the bracket into the hole and tighten the disc with the handy SK1 spanner key. Discs are 1 5/8" in diameter. Includes two discs, two brackets and two screws.

#ADD1A (Clear)  
#ADD1D (Bronze)



LARGE DISCS WITH BRACKETS & THREADED ROD

Slip the bracket into the hole and tighten the disc with the handy SK1 spanner key or screw the two discs onto the threaded rod. Discs are 2 5/8" in diameter.

Includes two discs, two brackets, two screws and one threaded rod.

#LDD12A (Clear) #LDD12D (Bronze)



SMALL DISCS WITH THREADED ROD

Simply screw the two two discs onto the threaded rod. Discs are 1 5/8" in diameter. Includes two discs and one threaded rod.

#ADD2A (Clear) #ADD2D (Bronze)

MDHA 4.5" AND 5.0"



Our MDHA hinge bracket alignment bar is one of our newest products and is used for repairing hinge brackets on hollow metal doors. It can also be used for holding the hinge bracket in place while repairing the bracket .be sure to specify 4.5" or 5.0" hinge adjuster bar